

The Animal Foundation Dashboard



Intake Totals

	12/01/16 to 12/31/16	12/01/17 to 12/31/17	Percent Change
All Jurisdictions	1,961	1,898	-3.21%
Dogs	1,346	1,338	-0.59%
Picked up by Animal Control	816	778	-4.66%
Stray Animals	573	556	-2.97%
Owner Surrenders	69	66	-4.35%
Confiscations	174	156	-10.34%
Dropped off at The Animal Foundation	530	560	5.66%
Stray Animals	381	395	3.67%
Owner Surrenders	84	118	40.48%
Adoption Returns	62	44	-29.03%
Born at TAF	3	3	0.00%
Cats	494	456	-7.69%
Picked up by Animal Control	242	149	-38.43%
Stray Animals	149	94	-36.91%
Owner Surrenders	41	8	-80.49%
Confiscations	52	47	-9.62%
Dropped off at The Animal Foundation	252	307	21.83%
Stray Animals	203	237	16.75%
Owner Surrenders	47	53	12.77%
Adoption Returns	2	10	400.00%
Born at TAF	0	7	700.00%
Others	121	104	-14.05%
Picked up by Animal Control	72	62	-13.89%
Stray Animals	43	49	13.95%
Owner Surrenders	15	0	-100.00%
Confiscations	14	13	-7.14%
Dropped off at The Animal Foundation	49	42	-14.29%
Stray Animals	39	20	-48.72%
Owner Surrenders	2	19	850.00%
Adoption Returns	0	3	300.00%
Born at TAF	8	0	-100.00%

The Animal Foundation Dashboard



Outcome Totals

	12/01/16 to 12/31/16	12/01/17 to 12/31/17	Percent Change
All Jurisdictions	1,981	2,011	1.51%
Dogs	1,321	1,392	5.37%
Adoption	619	542	-12.44%
Died	3	3	0.00%
Euthanasia	189	174	-7.94%
Missing/Escaped	1	0	-100.00%
Returned to Owner	289	411	42.21%
Transfer	220	262	19.09%
Cats	536	518	-3.36%
Adoption	214	237	10.75%
Died	1	7	600.00%
Euthanasia	107	97	-9.35%
Missing/Escaped	1	2	100.00%
Returned to Owner	30	26	-13.33%
RTF	27	27	0.00%
SNR	108	70	-35.19%
Transfer	48	52	8.33%
Others	124	101	-18.55%
Adoption	44	62	40.91%
Died	8	4	-50.00%
Euthanasia	54	23	-57.41%
Returned to Owner	3	6	100.00%
Transfer	15	6	-60.00%

The Animal Foundation Dashboard



Foster Statistics

12/01/16 to 12/31/16

12/01/17 to 12/31/17

Percent Change

All Jurisdictions

Total

Animals Sent to Foster	113	94	-16.81%
Animal Returned from Foster	107	119	11.21%
Foster Parents	43	50	16.28%
Avg. Time in Foster	36	38	4.95%

Dogs

Animals Sent to Foster	54	56	3.70%
Animal Returned from Foster	38	38	0.00%
Foster Parents	22	29	31.82%
Avg. Time in Foster	16	16	1.18%

Cats

Animals Sent to Foster	38	34	-10.53%
Animal Returned from Foster	63	72	14.29%
Foster Parents	18	20	11.11%
Avg. Time in Foster	48	47	-2.38%

Others

Animals Sent to Foster	21	4	-80.95%
Animal Returned from Foster	6	9	50.00%
Foster Parents	5	2	-60.00%
Avg. Time in Foster	31	52	68.03%

The Animal Foundation Dashboard



Shelter Surgery Totals

	12/01/16 to 12/31/16	12/01/17 to 12/31/17	Percent Change
All Jurisdictions	1,142	1,439	20.64%
Dogs	668	811	17.63%
Spay/Neuter	640	789	18.88%
Adoption	445	425	-4.71%
Transfer to Partner	85	136	37.50%
Returned to Owner	100	151	33.77%
Other Outcomes	10	77	87.01%
Other Surgery	28	22	-27.27%
Adoption	19	12	-58.33%
Transfer to Partner	2	2	0.00%
Returned to Owner	0	2	100.00%
Other Outcomes	7	6	-16.67%
Cats	454	612	25.82%
Spay/Neuter	450	605	25.62%
Adoption	131	165	20.61%
Transfer to Partner	4	16	75.00%
Returned to Owner	4	1	-300.00%
SNR	107	68	-57.35%
TNR	195	343	43.15%
Other Outcomes	9	12	25.00%
Other Surgery	4	7	42.86%
Adoption	1	6	83.33%
TNR	0	1	100.00%
Other Outcomes	3	0	-300.00%
Others	20	16	-25.00%
Spay/Neuter	20	16	-25.00%
Adoption	19	14	-35.71%
Transfer to Partner	1	0	-100.00%
Other Outcomes	0	2	100.00%

The Animal Foundation Dashboard



Public Services

	12/01/16 to 12/31/16	12/01/17 to 12/31/17	Percent Change
Dogs	1,338	1,333	-0.37%
Owner Requested Euthanasia	152	155	1.97%
Public S/N Clinic - Microchips Implanted	30	79	163.33%
Public S/N Clinic - Surgeries	97	185	90.72%
Public S/N Clinic - Animals Vaccinated	51	120	135.29%
Bordetella	48	105	118.75%
DAPPv	39	101	158.97%
Deworming	4	20	400.00%
Rabies	34	92	170.59%
Vaccine Clinic - Microchips Implanted	71	85	19.72%
Vaccine Clinic - Animals Vaccinated	1,085	995	-8.29%
Bordetella	845	746	-11.72%
DAPPv	965	947	-1.87%
Deworming	467	524	12.21%
Rabies	621	494	-20.45%
Cats	230	230	0.00%
Owner Requested Euthanasia	52	40	-23.08%
Public S/N Clinic - Feline Testing - Cats Tested	3	1	-66.67%
Public S/N Clinic - Microchips Implanted	8	25	212.50%
Public S/N Clinic - Surgeries	49	64	30.61%
Public S/N Clinic - Animals Vaccinated	34	52	52.94%
Deworming	2	7	250.00%
FeLV	9	15	66.67%
FRCPC	34	51	50.00%
Rabies	33	51	54.55%
Vaccine Clinic - Microchips Implanted	19	10	-47.37%
Vaccine Clinic - Animals Vaccinated	125	122	-2.40%
Deworming	34	38	11.76%
FeLV	35	25	-28.57%
FRCPC	115	101	-12.17%
Rabies	70	84	20.00%
Others	2	1	-50.00%
Owner Requested Euthanasia	2	1	-50.00%

The Animal Foundation Dashboard



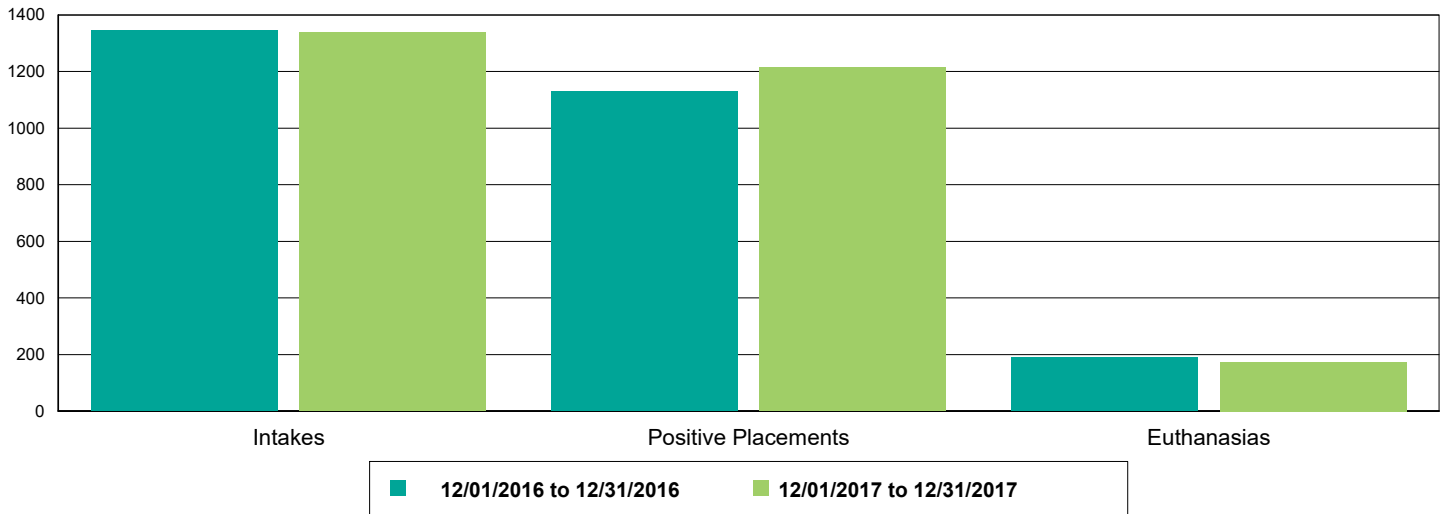
Current Inventory as of 01/08/2018 14:31

All Jurisdictions	903
Cats	184
FOSTER	49
LIED	108
OFFSITE	7
TENT	20
Dogs	606
BUNGALOWS	235
EAC	28
FOSTER	63
LIED	237
OFFSITE	19
WVC	24
Others	113
BUNGALOWS	32
EAC	7
FOSTER	12
LIED	25
OFFSITE	19
TENT	18

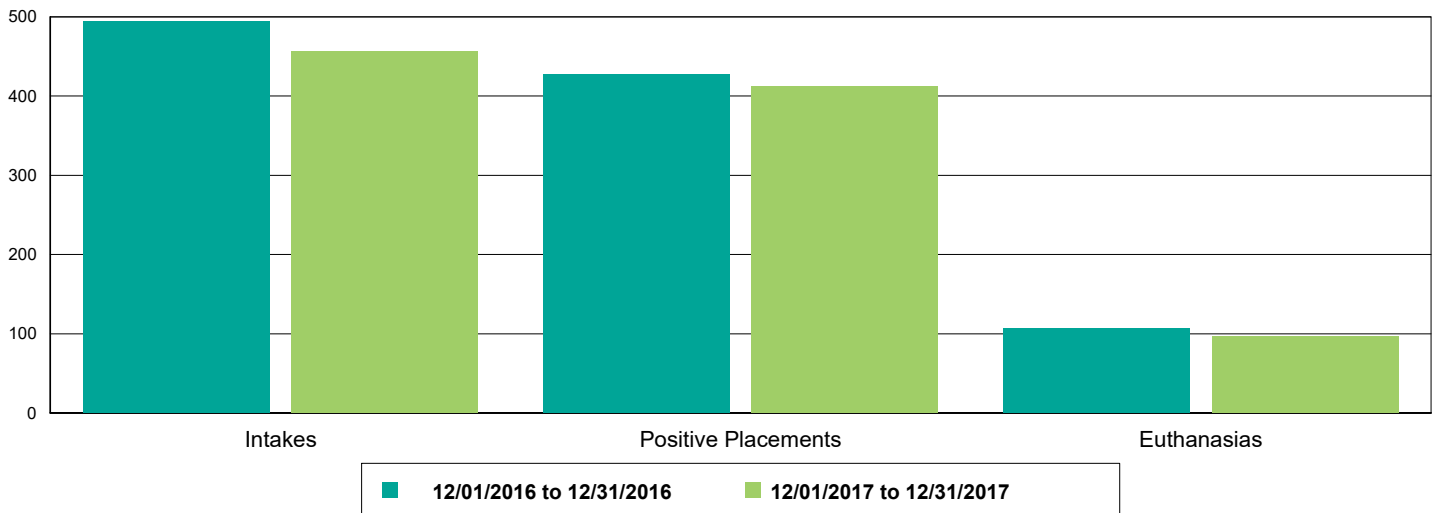
The Animal Foundation Dashboard



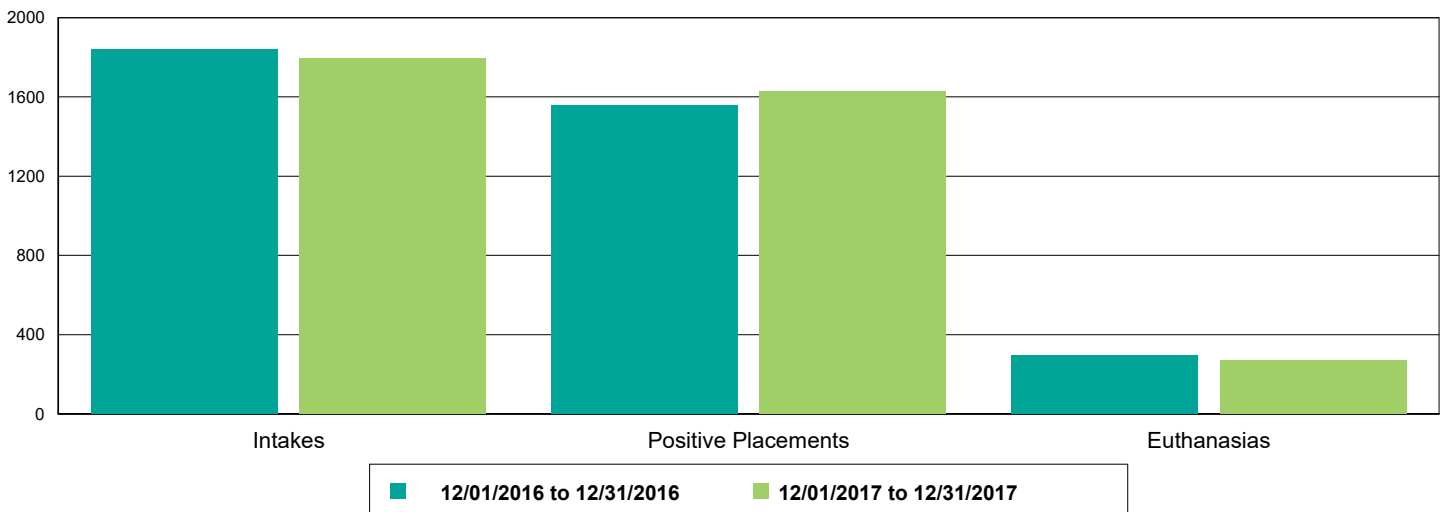
Dog Intakes, Positive Placements, and Euthanasias



Cat Intakes, Positive Placements, and Euthanasias



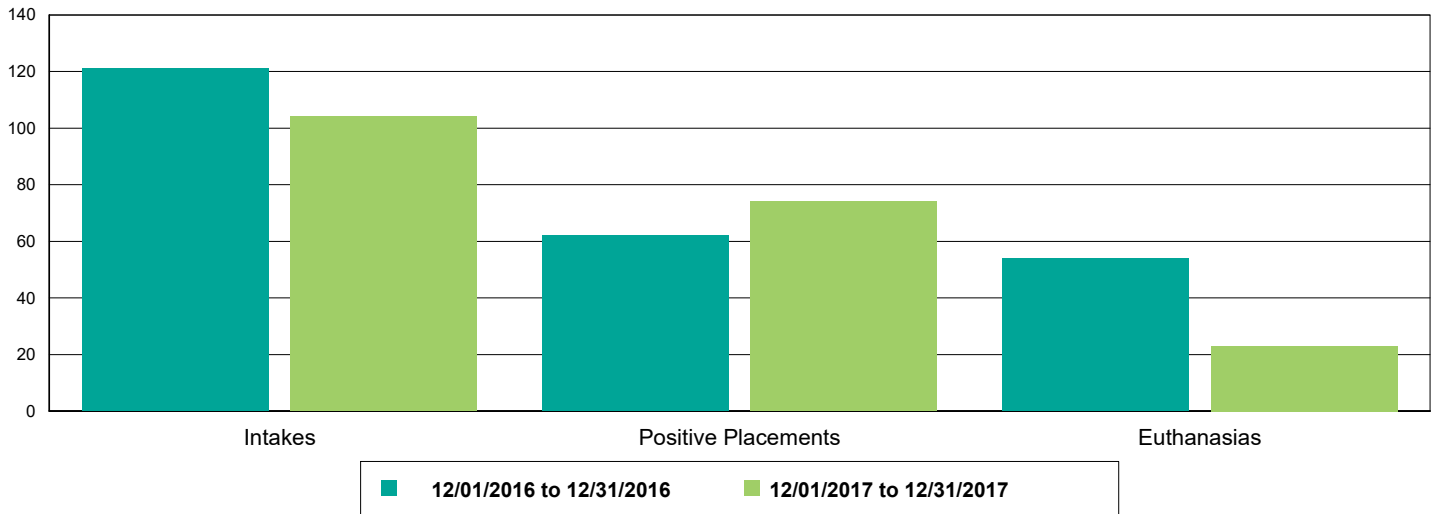
Dogs And Cats Intakes, Positive Placements, and Euthanasias



The Animal Foundation Dashboard



Other Intakes, Positive Placements, and Euthanasias



The Animal Foundation Dashboard



Live Release, Euthanasia, and Adoption Return Rates

12/01/16 to 12/31/16

12/01/17 to 12/31/17

Percent Change

All Jurisdictions

Total

Live Release Rate	81.63%	84.58%	3.63%
Euthanasia Rate	17.67%	14.62%	-17.25%
Adoption Return Rate	7.30%	6.78%	-7.13%

Dogs

Live Release Rate	85.39%	87.28%	2.22%
Euthanasia Rate	14.31%	12.50%	-12.63%
Adoption Return Rate	10.02%	8.12%	-18.95%

Young (<= 5 mo)

Live Release Rate	86.67%	90.24%	4.13%
Euthanasia Rate	13.33%	8.54%	-35.98%
Adoption Return Rate	0.00%	0.00%	0.00%

Adult (>= 6 mo)

Live Release Rate	85.28%	87.10%	2.13%
Euthanasia Rate	14.39%	12.75%	-11.42%
Adoption Return Rate	10.97%	8.98%	-18.17%

Cats

Live Release Rate	79.66%	79.54%	-0.16%
Euthanasia Rate	19.96%	18.73%	-6.20%
Adoption Return Rate	0.93%	4.22%	351.48%

Young (<= 5 mo)

Live Release Rate	86.00%	89.73%	4.33%
Euthanasia Rate	13.33%	6.85%	-48.63%
Adoption Return Rate	0.00%	2.68%	267.86%

Adult (>= 6 mo)

Live Release Rate	77.20%	75.54%	-2.16%
Euthanasia Rate	22.54%	23.39%	3.76%
Adoption Return Rate	1.65%	5.60%	238.80%

Others

Live Release Rate	50.00%	73.27%	46.53%
Euthanasia Rate	43.55%	22.77%	-47.71%
Adoption Return Rate	0.00%	4.84%	483.87%

Young (<= 5 mo)

Live Release Rate	33.33%	100.00%	200.00%
Euthanasia Rate	33.33%	0.00%	-100.00%
Adoption Return Rate	0.00%	5.56%	555.56%

Adult (>= 6 mo)

Live Release Rate	51.30%	67.07%	30.74%
Euthanasia Rate	44.35%	28.05%	-36.75%
Adoption Return Rate	0.00%	4.55%	454.55%