

The Animal Foundation Dashboard



Intake Totals

	10/01/16 to 10/31/16	10/01/17 to 10/31/17	Percent Change
All Jurisdictions	2,183	2,263	3.66%
Dogs	1,293	1,395	7.89%
Picked up by Animal Control	804	787	-2.11%
Stray Animals	556	588	5.76%
Owner Surrenders	64	54	-15.63%
Confiscations	184	145	-21.20%
Dropped off at The Animal Foundation	489	608	24.34%
Stray Animals	384	441	14.84%
Owner Surrenders	63	125	98.41%
Adoption Returns	42	38	-9.52%
Born at TAF	0	4	400.00%
Cats	727	662	-8.94%
Picked up by Animal Control	348	281	-19.25%
Stray Animals	288	159	-44.79%
Owner Surrenders	16	19	18.75%
Confiscations	44	103	134.09%
Dropped off at The Animal Foundation	379	381	0.53%
Stray Animals	291	291	0.00%
Owner Surrenders	82	75	-8.54%
Adoption Returns	6	6	0.00%
Born at TAF	0	9	900.00%
Others	163	206	26.38%
Picked up by Animal Control	130	169	30.00%
Stray Animals	60	69	15.00%
Owner Surrenders	2	4	100.00%
Confiscations	68	96	41.18%
Dropped off at The Animal Foundation	33	37	12.12%
Stray Animals	21	35	66.67%
Owner Surrenders	9	1	-88.89%
Adoption Returns	1	1	0.00%
Born at TAF	2	0	-100.00%

The Animal Foundation Dashboard



Outcome Totals

	10/01/16 to 10/31/16	10/01/17 to 10/31/17	Percent Change
All Jurisdictions	2,242	2,275	1.47%
Dogs	1,340	1,416	5.67%
Adoption	518	521	0.58%
Died	2	3	50.00%
Euthanasia	211	211	0.00%
Missing/Escaped	3	1	-66.67%
Returned to Owner	352	378	7.39%
Transfer	254	302	18.90%
Cats	749	687	-8.28%
Adoption	261	297	13.79%
Died	6	12	100.00%
Euthanasia	232	197	-15.09%
Missing/Escaped	0	2	200.00%
Returned to Owner	21	28	33.33%
RTF	37	22	-40.54%
SNR	134	91	-32.09%
Transfer	58	38	-34.48%
Others	153	172	12.42%
Adoption	43	89	106.98%
Died	6	8	33.33%
Euthanasia	53	56	5.66%
Missing/Escaped	3	1	-66.67%
Returned to Owner	26	6	-76.92%
RTF	0	1	100.00%
Transfer	22	11	-50.00%

The Animal Foundation Dashboard



Foster Statistics

10/01/16 to 10/31/16

10/01/17 to 10/31/17

Percent Change

All Jurisdictions

Total

Animals Sent to Foster	131	144	9.92%
Animal Returned from Foster	123	151	22.76%
Foster Parents	57	64	12.28%
Avg. Time in Foster	30	33	8.23%

Dogs

Animals Sent to Foster	25	25	0.00%
Animal Returned from Foster	26	35	34.62%
Foster Parents	19	15	-21.05%
Avg. Time in Foster	26	35	37.07%

Cats

Animals Sent to Foster	77	114	48.05%
Animal Returned from Foster	70	98	40.00%
Foster Parents	34	49	44.12%
Avg. Time in Foster	40	33	-16.57%

Others

Animals Sent to Foster	29	5	-82.76%
Animal Returned from Foster	27	18	-33.33%
Foster Parents	4	3	-25.00%
Avg. Time in Foster	11	28	148.40%

The Animal Foundation Dashboard



Shelter Surgery Totals

	10/01/16 to 10/31/16	10/01/17 to 10/31/17	Percent Change
All Jurisdictions	1,216	1,334	8.85%
Dogs	683	649	-5.24%
Spay/Neuter	668	636	-5.03%
Adoption	408	382	-6.81%
Transfer to Partner	139	127	-9.45%
Returned to Owner	112	120	6.67%
Other Outcomes	9	7	-28.57%
Other Surgery	15	13	-15.38%
Adoption	7	5	-40.00%
Transfer to Partner	3	6	50.00%
Returned to Owner	1	0	-100.00%
Other Outcomes	4	2	-100.00%
Cats	518	673	23.03%
Spay/Neuter	514	664	22.59%
Adoption	205	202	-1.49%
Transfer to Partner	7	11	36.36%
Returned to Owner	5	8	37.50%
SNR	125	94	-32.98%
TNR	161	338	52.37%
Other Outcomes	11	11	0.00%
Other Surgery	4	9	55.56%
Adoption	2	5	60.00%
TNR	1	4	75.00%
Other Outcomes	1	0	-100.00%
Others	15	12	-25.00%
Spay/Neuter	15	12	-25.00%
Adoption	14	9	-55.56%
Transfer to Partner	1	0	-100.00%
Other Outcomes	0	3	100.00%

The Animal Foundation Dashboard



Public Services

	10/01/16 to 10/31/16	10/01/17 to 10/31/17	Percent Change
Dogs	1,285	1,436	11.75%
Owner Requested Euthanasia	147	155	5.44%
Public S/N Clinic - Microchips Implanted	38	83	118.42%
Public S/N Clinic - Surgeries	96	202	110.42%
Public S/N Clinic - Animals Vaccinated	63	130	106.35%
Bordetella	58	124	113.79%
DAPPv	58	120	106.90%
Deworming	13	11	-15.38%
K9 H3N8	2	0	-100.00%
Rabies	50	108	116.00%
Vaccine Clinic - Microchips Implanted	79	76	-3.80%
Vaccine Clinic - Animals Vaccinated	1,027	1,082	5.36%
Bordetella	811	836	3.08%
DAPPv	907	1,004	10.69%
Deworming	465	494	6.24%
K9 H3N8	17	0	-100.00%
Parvo	50	0	-100.00%
Rabies	569	590	3.69%
Cats	204	283	38.73%
Owner Requested Euthanasia	42	55	30.95%
Public S/N Clinic - Feline Testing - Cats Tested	1	5	400.00%
Public S/N Clinic - Microchips Implanted	8	14	75.00%
Public S/N Clinic - Surgeries	30	70	133.33%
Public S/N Clinic - Animals Vaccinated	23	55	139.13%
Deworming	5	9	80.00%
FeLV	10	10	0.00%
FRCPC	1	53	5,200.00%
FVRCP	21	0	-100.00%
Rabies	19	52	173.68%
Vaccine Clinic - Microchips Implanted	13	9	-30.77%
Vaccine Clinic - Animals Vaccinated	128	158	23.44%
Deworming	45	42	-6.67%
FeLV	39	41	5.13%
FRCPC	108	144	33.33%
Rabies	87	98	12.64%
Others	10	1	-90.00%
Owner Requested Euthanasia	9	1	-88.89%
Vaccine Clinic - Animals Vaccinated	1	1	0.00%
Rabies	1	0	-100.00%

The Animal Foundation Dashboard



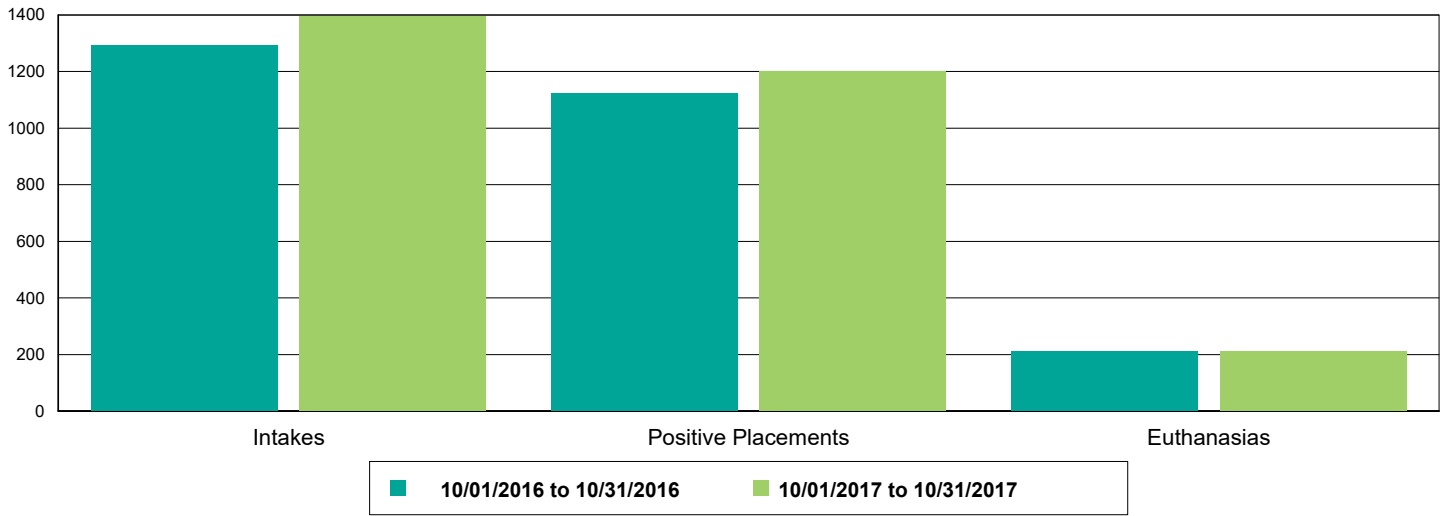
Current Inventory as of 11/21/2017 17:05

All Jurisdictions	882
Cats	279
BUNGALOWS	5
EAC	4
FOSTER	104
LIED	125
OFFSITE	7
TENT	34
Dogs	495
BUNGALOWS	194
EAC	2
FOSTER	30
LIED	232
OFFSITE	15
WVC	22
Others	108
BUNGALOWS	33
EAC	8
FOSTER	15
LIED	17
OFFSITE	18
TENT	17

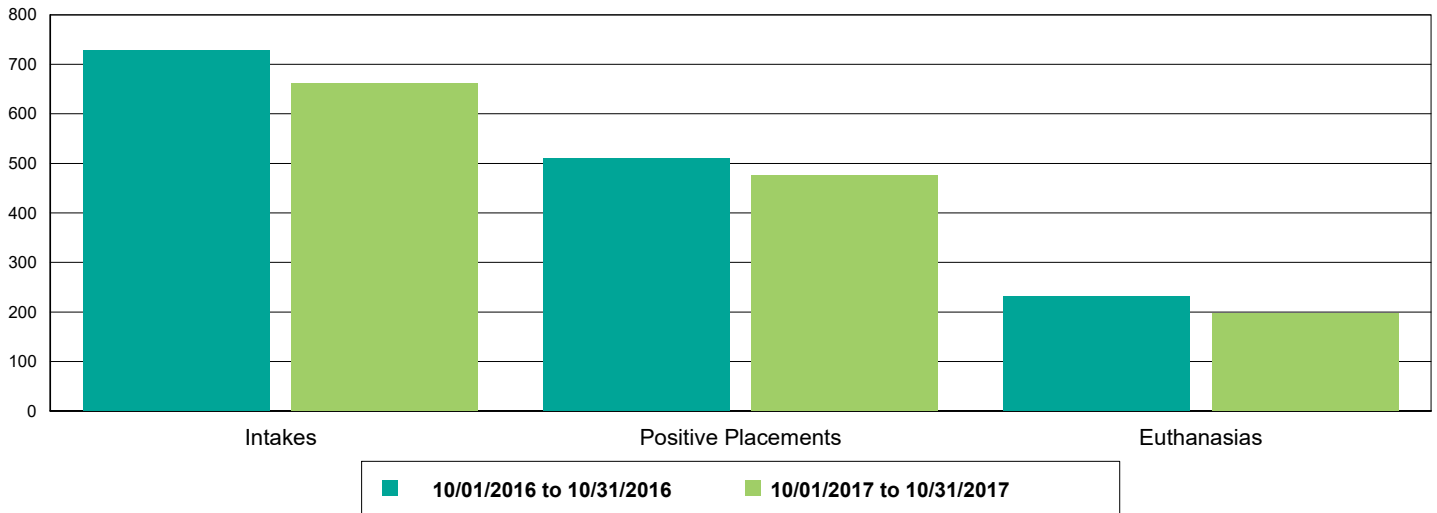
The Animal Foundation Dashboard



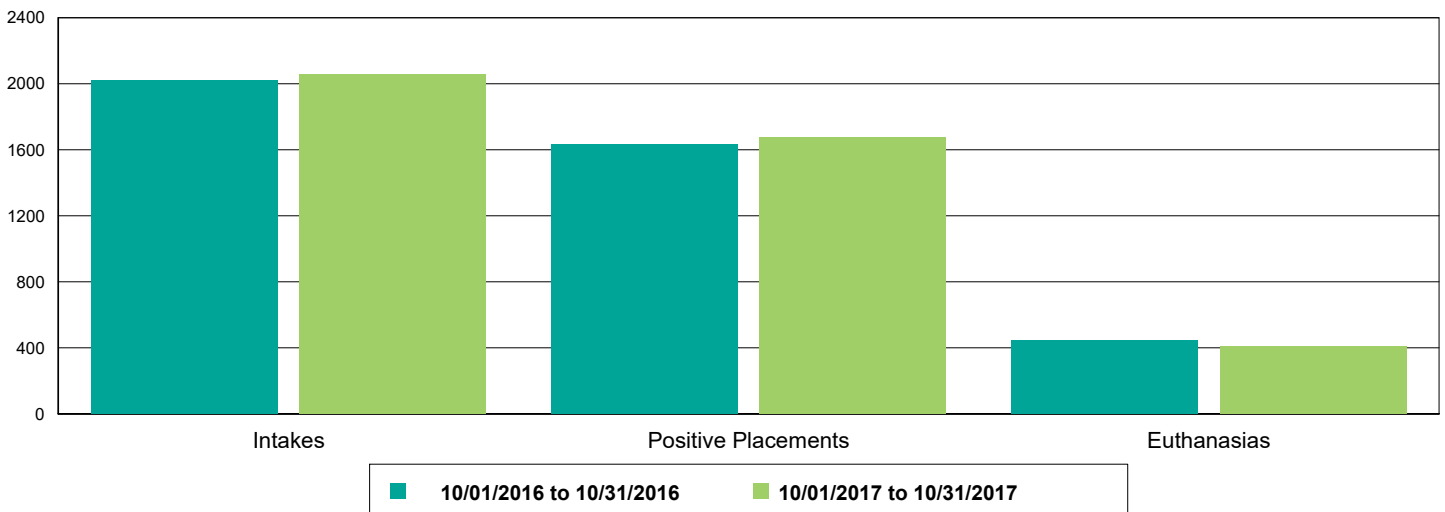
Dog Intakes, Positive Placements, and Euthanasias



Cat Intakes, Positive Placements, and Euthanasias



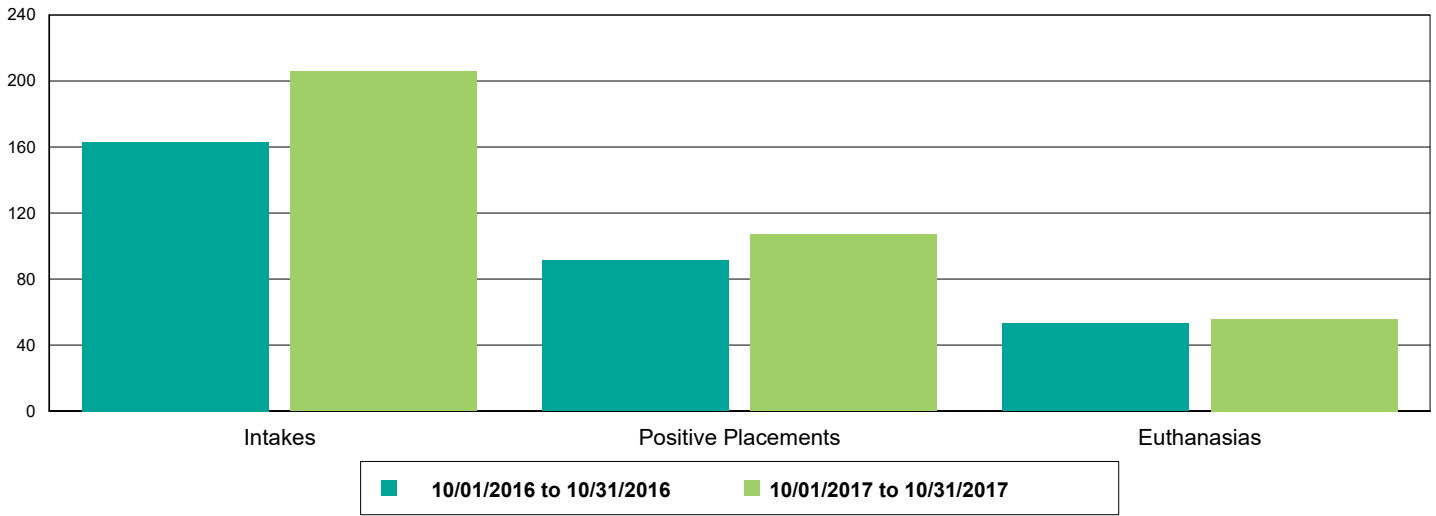
Dogs And Cats Intakes, Positive Placements, and Euthanasias



The Animal Foundation Dashboard



Other Intakes, Positive Placements, and Euthanasias



The Animal Foundation Dashboard



Live Release, Euthanasia, and Adoption Return Rates

10/01/16 to 10/31/16

10/01/17 to 10/31/17

Percent Change

All Jurisdictions

Total

Live Release Rate	76.98%	78.42%	1.86%
Euthanasia Rate	22.12%	20.40%	-7.81%
Adoption Return Rate	5.96%	4.96%	-16.77%

Dogs

Live Release Rate	83.88%	84.82%	1.12%
Euthanasia Rate	15.75%	14.90%	-5.37%
Adoption Return Rate	8.11%	7.29%	-10.04%

Young (<= 5 mo)

Live Release Rate	87.50%	87.18%	-0.37%
Euthanasia Rate	12.50%	12.82%	2.56%
Adoption Return Rate	1.64%	1.47%	-10.29%

Adult (>= 6 mo)

Live Release Rate	83.60%	84.60%	1.20%
Euthanasia Rate	16.00%	15.09%	-5.68%
Adoption Return Rate	8.97%	8.17%	-8.96%

Cats

Live Release Rate	68.22%	69.29%	1.56%
Euthanasia Rate	30.97%	28.68%	-7.42%
Adoption Return Rate	2.30%	2.02%	-12.12%

Young (<= 5 mo)

Live Release Rate	83.11%	78.50%	-5.54%
Euthanasia Rate	15.23%	16.82%	10.44%
Adoption Return Rate	0.58%	0.00%	-100.00%

Adult (>= 6 mo)

Live Release Rate	58.17%	65.12%	11.95%
Euthanasia Rate	41.61%	34.04%	-18.20%
Adoption Return Rate	5.62%	3.95%	-29.74%

Others

Live Release Rate	59.48%	62.21%	4.59%
Euthanasia Rate	34.64%	32.56%	-6.01%
Adoption Return Rate	2.33%	1.12%	-51.69%

Young (<= 5 mo)

Live Release Rate	75.00%	69.23%	-7.69%
Euthanasia Rate	25.00%	30.77%	23.08%
Adoption Return Rate	20.00%	0.00%	-100.00%

Adult (>= 6 mo)

Live Release Rate	58.62%	61.64%	5.14%
Euthanasia Rate	35.17%	32.70%	-7.02%
Adoption Return Rate	0.00%	1.22%	121.95%