

# The Animal Foundation Dashboard



## Intake Totals

|   | 09/01/16 to 09/30/16 | 09/01/17 to 09/30/17 | Percent Change |
|---|----------------------|----------------------|----------------|
| <b>All Jurisdictions</b>                    | <b>2,079</b>         | <b>2,291</b>         | <b>10.20%</b>  |
| <b>Dogs</b>                                 | <b>1,333</b>         | <b>1,430</b>         | <b>7.28%</b>   |
| <b>Picked up by Animal Control</b>          | 858                  | 771                  | -10.14%        |
| <b>Stray Animals</b>                        | 628                  | 532                  | -15.29%        |
| <b>Owner Surrenders</b>                     | 35                   | 56                   | 60.00%         |
| <b>Confiscations</b>                        | 195                  | 183                  | -6.15%         |
| <b>Dropped off at The Animal Foundation</b> | 475                  | 659                  | 38.74%         |
| <b>Stray Animals</b>                        | 375                  | 521                  | 38.93%         |
| <b>Owner Surrenders</b>                     | 60                   | 93                   | 55.00%         |
| <b>Adoption Returns</b>                     | 40                   | 45                   | 12.50%         |
| <b>Cats</b>                                 | <b>627</b>           | <b>736</b>           | <b>17.38%</b>  |
| <b>Picked up by Animal Control</b>          | 295                  | 238                  | -19.32%        |
| <b>Stray Animals</b>                        | 245                  | 144                  | -41.22%        |
| <b>Owner Surrenders</b>                     | 0                    | 37                   | 3,700.00%      |
| <b>Confiscations</b>                        | 50                   | 57                   | 14.00%         |
| <b>Dropped off at The Animal Foundation</b> | 332                  | 498                  | 50.00%         |
| <b>Stray Animals</b>                        | 284                  | 443                  | 55.99%         |
| <b>Owner Surrenders</b>                     | 41                   | 48                   | 17.07%         |
| <b>Adoption Returns</b>                     | 7                    | 7                    | 0.00%          |
| <b>Others</b>                               | <b>119</b>           | <b>125</b>           | <b>5.04%</b>   |
| <b>Picked up by Animal Control</b>          | 84                   | 81                   | -3.57%         |
| <b>Stray Animals</b>                        | 73                   | 50                   | -31.51%        |
| <b>Owner Surrenders</b>                     | 5                    | 6                    | 20.00%         |
| <b>Confiscations</b>                        | 6                    | 25                   | 316.67%        |
| <b>Dropped off at The Animal Foundation</b> | 35                   | 44                   | 25.71%         |
| <b>Stray Animals</b>                        | 32                   | 35                   | 9.38%          |
| <b>Owner Surrenders</b>                     | 2                    | 7                    | 250.00%        |
| <b>Adoption Returns</b>                     | 1                    | 0                    | -100.00%       |
| <b>Born at TAF</b>                          | 0                    | 2                    | 200.00%        |

# The Animal Foundation Dashboard



## Outcome Totals

|                          | 09/01/16 to 09/30/16 | 09/01/17 to 09/30/17 | Percent Change |
|--------------------------|----------------------|----------------------|----------------|
| <b>All Jurisdictions</b> | <b>2,577</b>         | <b>2,325</b>         | <b>-9.78%</b>  |
| <b>Dogs</b>              | <b>1,355</b>         | <b>1,463</b>         | <b>7.97%</b>   |
| Adoption                 | 537                  | 629                  | 17.13%         |
| Died                     | 5                    | 1                    | -80.00%        |
| Euthanasia               | 232                  | 174                  | -25.00%        |
| Missing/Escaped          | 1                    | 1                    | 0.00%          |
| Returned to Owner        | 359                  | 398                  | 10.86%         |
| Transfer                 | 221                  | 260                  | 17.65%         |
| <b>Cats</b>              | <b>705</b>           | <b>687</b>           | <b>-2.55%</b>  |
| Adoption                 | 259                  | 322                  | 24.32%         |
| Died                     | 8                    | 8                    | 0.00%          |
| Euthanasia               | 198                  | 167                  | -15.66%        |
| Returned to Owner        | 40                   | 21                   | -47.50%        |
| RTF                      | 24                   | 18                   | -25.00%        |
| SNR                      | 121                  | 73                   | -39.67%        |
| Transfer                 | 55                   | 78                   | 41.82%         |
| <b>Others</b>            | <b>517</b>           | <b>175</b>           | <b>-66.15%</b> |
| Adoption                 | 93                   | 78                   | -16.13%        |
| Died                     | 8                    | 6                    | -25.00%        |
| Euthanasia               | 397                  | 61                   | -84.63%        |
| Missing/Escaped          | 3                    | 3                    | 0.00%          |
| Returned to Owner        | 8                    | 2                    | -75.00%        |
| Transfer                 | 8                    | 25                   | 212.50%        |

# The Animal Foundation Dashboard



## Foster Statistics

09/01/16 to 09/30/16

09/01/17 to 09/30/17

Percent Change

### All Jurisdictions

#### Total

|                             |     |     |         |
|-----------------------------|-----|-----|---------|
| Animals Sent to Foster      | 105 | 156 | 48.57%  |
| Animal Returned from Foster | 177 | 131 | -25.99% |
| Foster Parents              | 53  | 59  | 11.32%  |
| Avg. Time in Foster         | 34  | 37  | 8.59%   |

#### Dogs

|                             |    |    |         |
|-----------------------------|----|----|---------|
| Animals Sent to Foster      | 23 | 24 | 4.35%   |
| Animal Returned from Foster | 54 | 16 | -70.37% |
| Foster Parents              | 17 | 16 | -5.88%  |
| Avg. Time in Foster         | 31 | 30 | -4.33%  |

#### Cats

|                             |    |     |        |
|-----------------------------|----|-----|--------|
| Animals Sent to Foster      | 73 | 113 | 54.79% |
| Animal Returned from Foster | 98 | 111 | 13.27% |
| Foster Parents              | 36 | 43  | 19.44% |
| Avg. Time in Foster         | 38 | 38  | -1.60% |

#### Others

|                             |    |    |         |
|-----------------------------|----|----|---------|
| Animals Sent to Foster      | 9  | 19 | 111.11% |
| Animal Returned from Foster | 25 | 4  | -84.00% |
| Foster Parents              | 3  | 4  | 33.33%  |
| Avg. Time in Foster         | 27 | 62 | 131.99% |

# The Animal Foundation Dashboard



## Shelter Surgery Totals

|                          | 09/01/16 to 09/30/16 | 09/01/17 to 09/30/17 | Percent Change |
|--------------------------|----------------------|----------------------|----------------|
| <b>All Jurisdictions</b> | <b>1,127</b>         | <b>1,539</b>         | <b>26.77%</b>  |
| <b>Dogs</b>              | <b>667</b>           | <b>721</b>           | <b>7.49%</b>   |
| Spay/Neuter              | 643                  | 707                  | 9.05%          |
| Adoption                 | 397                  | 425                  | 6.59%          |
| Transfer to Partner      | 114                  | 129                  | 11.63%         |
| Returned to Owner        | 114                  | 141                  | 19.15%         |
| Other Outcomes           | 18                   | 12                   | -50.00%        |
| Other Surgery            | 24                   | 14                   | -71.43%        |
| Adoption                 | 14                   | 8                    | -75.00%        |
| Transfer to Partner      | 1                    | 4                    | 75.00%         |
| Other Outcomes           | 9                    | 2                    | -350.00%       |
| <b>Cats</b>              | <b>436</b>           | <b>795</b>           | <b>45.16%</b>  |
| Spay/Neuter              | 432                  | 787                  | 45.11%         |
| Adoption                 | 189                  | 277                  | 31.77%         |
| Transfer to Partner      | 13                   | 9                    | -44.44%        |
| Returned to Owner        | 10                   | 5                    | -100.00%       |
| SNR                      | 125                  | 71                   | -76.06%        |
| TNR                      | 84                   | 412                  | 79.61%         |
| Other Outcomes           | 11                   | 13                   | 15.38%         |
| Other Surgery            | 4                    | 8                    | 50.00%         |
| Adoption                 | 0                    | 2                    | 100.00%        |
| SNR                      | 0                    | 2                    | 100.00%        |
| Other Outcomes           | 4                    | 4                    | 0.00%          |
| <b>Others</b>            | <b>24</b>            | <b>23</b>            | <b>-4.35%</b>  |
| Spay/Neuter              | 24                   | 23                   | -4.35%         |
| Adoption                 | 23                   | 18                   | -27.78%        |
| Transfer to Partner      | 1                    | 1                    | 0.00%          |
| Other Outcomes           | 0                    | 4                    | 100.00%        |

# The Animal Foundation Dashboard



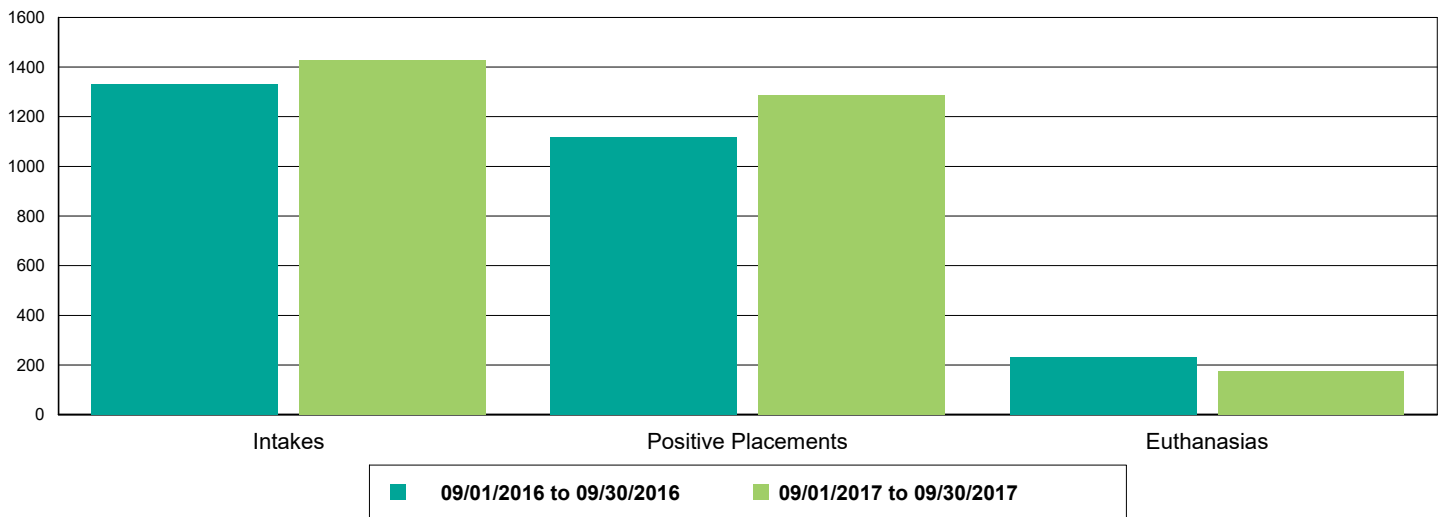
## Public Services

|  | 09/01/16 to 09/30/16 | 09/01/17 to 09/30/17 | Percent Change |
|--|----------------------|----------------------|----------------|
| <b>Dogs</b>                              | <b>1,240</b>         | <b>1,401</b>         | <b>12.98%</b>  |
| Owner Requested Euthanasia               | 139                  | 164                  | 17.99%         |
| Public S/N Clinic - Microchips Implanted | 32                   | 87                   | 171.88%        |
| Public S/N Clinic - Surgeries            | 90                   | 187                  | 107.78%        |
| Public S/N Clinic - Animals Vaccinated   | 57                   | 113                  | 98.25%         |
| Bordetella                               | 52                   | 108                  | 107.69%        |
| DAPPv                                    | 52                   | 99                   | 90.38%         |
| Deworming                                | 16                   | 16                   | 0.00%          |
| Rabies                                   | 47                   | 97                   | 106.38%        |
| Vaccine Clinic - Microchips Implanted    | 72                   | 87                   | 20.83%         |
| Vaccine Clinic - Animals Vaccinated      | 1,003                | 1,060                | 5.68%          |
| Bordetella                               | 783                  | 819                  | 4.60%          |
| DAPPv                                    | 887                  | 979                  | 10.37%         |
| Deworming                                | 442                  | 485                  | 9.73%          |
| K9 H3N8                                  | 8                    | 0                    | -100.00%       |
| Parvo                                    | 49                   | 0                    | -100.00%       |
| Rabies                                   | 511                  | 562                  | 9.98%          |
| <b>Cats</b>                              | <b>195</b>           | <b>280</b>           | <b>43.59%</b>  |
| Owner Requested Euthanasia               | 49                   | 58                   | 18.37%         |
| Public S/N Clinic - Microchips Implanted | 13                   | 23                   | 76.92%         |
| Public S/N Clinic - Surgeries            | 31                   | 63                   | 103.23%        |
| Public S/N Clinic - Animals Vaccinated   | 24                   | 48                   | 100.00%        |
| Deworming                                | 3                    | 2                    | -33.33%        |
| FeLV                                     | 13                   | 11                   | -15.38%        |
| FRCP                                     | 0                    | 45                   | 4,500.00%      |
| FVRCP                                    | 23                   | 0                    | -100.00%       |
| Rabies                                   | 23                   | 45                   | 95.65%         |
| Vaccine Clinic - Microchips Implanted    | 8                    | 16                   | 100.00%        |
| Vaccine Clinic - Animals Vaccinated      | 116                  | 158                  | 36.21%         |
| Deworming                                | 24                   | 39                   | 62.50%         |
| FeLV                                     | 41                   | 30                   | -26.83%        |
| FRCP                                     | 100                  | 134                  | 34.00%         |
| Rabies                                   | 67                   | 94                   | 40.30%         |
| <b>Others</b>                            | <b>2</b>             | <b>2</b>             | <b>0.00%</b>   |
| Owner Requested Euthanasia               | 2                    | 2                    | 0.00%          |

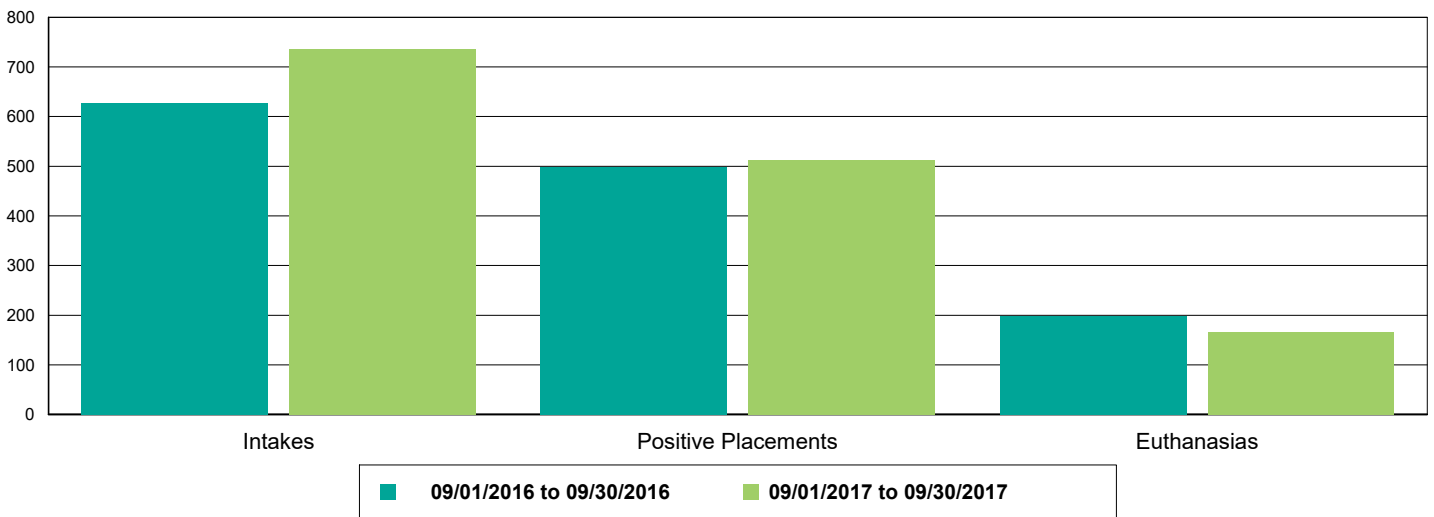
# The Animal Foundation Dashboard



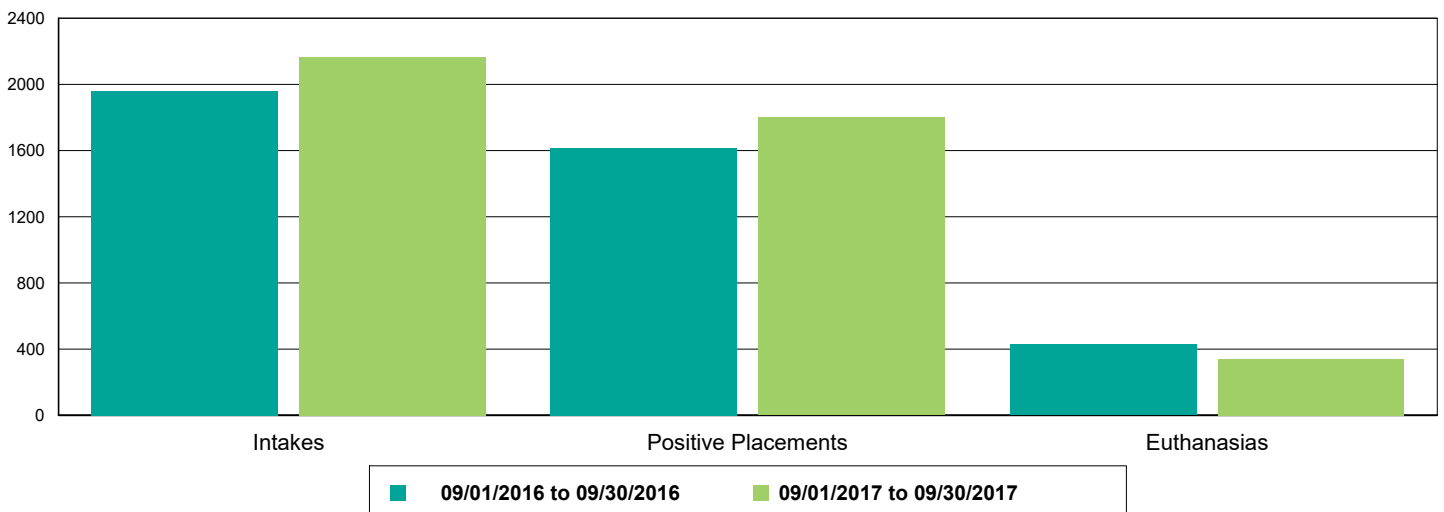
## *Dog Intakes, Positive Placements, and Euthanasias*



## *Cat Intakes, Positive Placements, and Euthanasias*



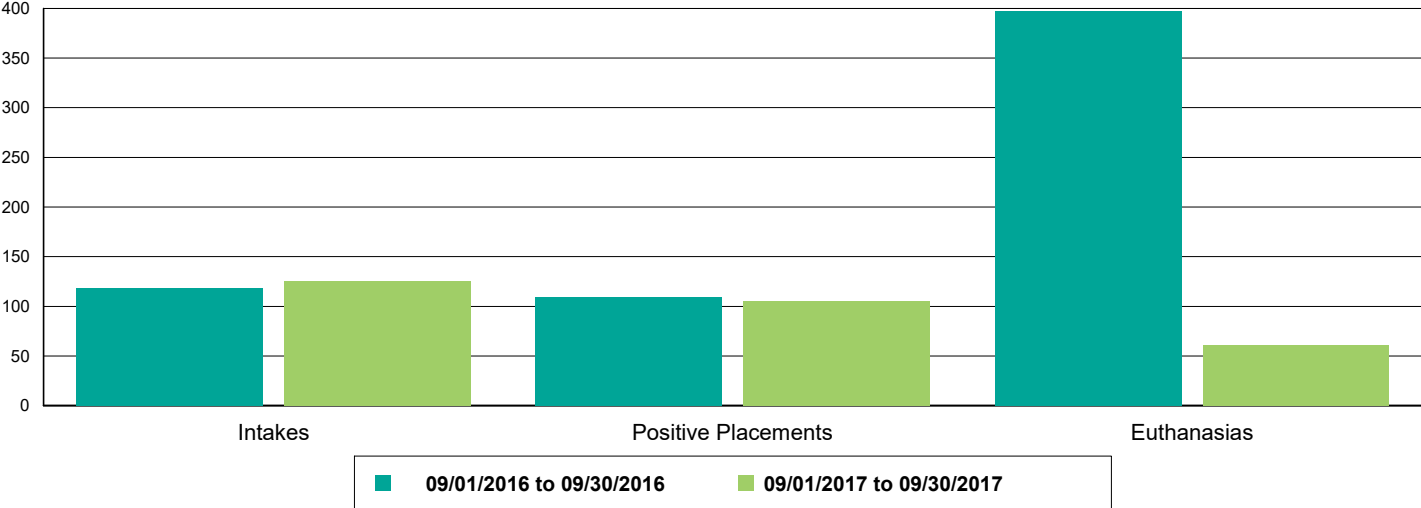
## *Dogs And Cats Intakes, Positive Placements, and Euthanasias*



# The Animal Foundation Dashboard



## Other Intakes, Positive Placements, and Euthanasias



# The Animal Foundation Dashboard



## Live Release, Euthanasia, and Adoption Return Rates

09/01/16 to 09/30/16

09/01/17 to 09/30/17

Percent Change

### All Jurisdictions

#### Total

|                             |        |        |         |
|-----------------------------|--------|--------|---------|
| <b>Live Release Rate</b>    | 66.94% | 81.89% | 22.34%  |
| <b>Euthanasia Rate</b>      | 32.09% | 17.29% | -46.12% |
| <b>Adoption Return Rate</b> | 5.40%  | 5.05%  | -6.41%  |

#### Dogs

|                             |        |        |         |
|-----------------------------|--------|--------|---------|
| <b>Live Release Rate</b>    | 82.44% | 87.97% | 6.71%   |
| <b>Euthanasia Rate</b>      | 17.12% | 11.89% | -30.54% |
| <b>Adoption Return Rate</b> | 7.45%  | 7.15%  | -3.95%  |

#### Young (<= 5 mo)

|                             |        |        |         |
|-----------------------------|--------|--------|---------|
| <b>Live Release Rate</b>    | 86.09% | 98.98% | 14.98%  |
| <b>Euthanasia Rate</b>      | 10.43% | 1.02%  | -90.22% |
| <b>Adoption Return Rate</b> | 4.17%  | 2.86%  | -31.43% |

#### Adult (>= 6 mo)

|                             |        |        |         |
|-----------------------------|--------|--------|---------|
| <b>Live Release Rate</b>    | 82.10% | 87.18% | 6.19%   |
| <b>Euthanasia Rate</b>      | 17.74% | 12.67% | -28.56% |
| <b>Adoption Return Rate</b> | 7.96%  | 7.69%  | -3.33%  |

#### Cats

|                             |        |        |         |
|-----------------------------|--------|--------|---------|
| <b>Live Release Rate</b>    | 70.78% | 74.53% | 5.29%   |
| <b>Euthanasia Rate</b>      | 28.09% | 24.31% | -13.45% |
| <b>Adoption Return Rate</b> | 2.70%  | 2.17%  | -19.57% |

#### Young (<= 5 mo)

|                             |        |        |          |
|-----------------------------|--------|--------|----------|
| <b>Live Release Rate</b>    | 66.78% | 78.36% | 17.34%   |
| <b>Euthanasia Rate</b>      | 30.87% | 19.67% | -36.28%  |
| <b>Adoption Return Rate</b> | 1.43%  | 0.00%  | -100.00% |

#### Adult (>= 6 mo)

|                             |        |        |        |
|-----------------------------|--------|--------|--------|
| <b>Live Release Rate</b>    | 73.71% | 71.47% | -3.04% |
| <b>Euthanasia Rate</b>      | 26.04% | 28.01% | 7.55%  |
| <b>Adoption Return Rate</b> | 4.20%  | 5.69%  | 35.45% |

#### Others

|                             |        |        |          |
|-----------------------------|--------|--------|----------|
| <b>Live Release Rate</b>    | 21.08% | 60.00% | 184.59%  |
| <b>Euthanasia Rate</b>      | 76.79% | 34.86% | -54.61%  |
| <b>Adoption Return Rate</b> | 1.08%  | 0.00%  | -100.00% |

#### Young (<= 5 mo)

|                             |        |        |         |
|-----------------------------|--------|--------|---------|
| <b>Live Release Rate</b>    | 38.89% | 88.89% | 128.57% |
| <b>Euthanasia Rate</b>      | 61.11% | 11.11% | -81.82% |
| <b>Adoption Return Rate</b> | 0.00%  | 0.00%  | 0.00%   |

#### Adult (>= 6 mo)

|                             |        |        |          |
|-----------------------------|--------|--------|----------|
| <b>Live Release Rate</b>    | 20.44% | 58.43% | 185.87%  |
| <b>Euthanasia Rate</b>      | 77.35% | 36.14% | -53.27%  |
| <b>Adoption Return Rate</b> | 1.14%  | 0.00%  | -100.00% |