

# The Animal Foundation Dashboard



## Intake Totals

|                                             | 08/01/16 to 08/31/16 | 08/01/17 to 08/31/17 | Percent Change |
|---------------------------------------------|----------------------|----------------------|----------------|
| <b>All Jurisdictions</b>                    | <b>3,298</b>         | <b>2,470</b>         | <b>-25.11%</b> |
| <b>Dogs</b>                                 | <b>1,512</b>         | <b>1,491</b>         | <b>-1.39%</b>  |
| <b>Picked up by Animal Control</b>          | 832                  | 869                  | 4.45%          |
| <b>Stray Animals</b>                        | 555                  | 601                  | 8.29%          |
| <b>Owner Surrenders</b>                     | 62                   | 57                   | -8.06%         |
| <b>Confiscations</b>                        | 215                  | 211                  | -1.86%         |
| <b>Dropped off at The Animal Foundation</b> | 680                  | 622                  | -8.53%         |
| <b>Stray Animals</b>                        | 408                  | 469                  | 14.95%         |
| <b>Owner Surrenders</b>                     | 215                  | 87                   | -59.53%        |
| <b>Adoption Returns</b>                     | 57                   | 66                   | 15.79%         |
| <b>Cats</b>                                 | <b>975</b>           | <b>749</b>           | <b>-23.18%</b> |
| <b>Picked up by Animal Control</b>          | 497                  | 303                  | -39.03%        |
| <b>Stray Animals</b>                        | 296                  | 203                  | -31.42%        |
| <b>Owner Surrenders</b>                     | 93                   | 34                   | -63.44%        |
| <b>Confiscations</b>                        | 108                  | 59                   | -45.37%        |
| <b>Born at TAF</b>                          | 0                    | 7                    | 700.00%        |
| <b>Dropped off at The Animal Foundation</b> | 478                  | 446                  | -6.69%         |
| <b>Stray Animals</b>                        | 343                  | 369                  | 7.58%          |
| <b>Owner Surrenders</b>                     | 124                  | 55                   | -55.65%        |
| <b>Adoption Returns</b>                     | 11                   | 18                   | 63.64%         |
| <b>Born at TAF</b>                          | 0                    | 4                    | 400.00%        |
| <b>Others</b>                               | <b>811</b>           | <b>230</b>           | <b>-71.64%</b> |
| <b>Picked up by Animal Control</b>          | 764                  | 183                  | -76.05%        |
| <b>Stray Animals</b>                        | 79                   | 57                   | -27.85%        |
| <b>Owner Surrenders</b>                     | 91                   | 1                    | -98.90%        |
| <b>Confiscations</b>                        | 594                  | 125                  | -78.96%        |
| <b>Dropped off at The Animal Foundation</b> | 47                   | 47                   | 0.00%          |
| <b>Stray Animals</b>                        | 22                   | 43                   | 95.45%         |
| <b>Owner Surrenders</b>                     | 20                   | 4                    | -80.00%        |
| <b>Adoption Returns</b>                     | 1                    | 0                    | -100.00%       |
| <b>Born at TAF</b>                          | 4                    | 0                    | -100.00%       |

# The Animal Foundation Dashboard



## Outcome Totals

|                          | 08/01/16 to 08/31/16 | 08/01/17 to 08/31/17 | Percent Change |
|--------------------------|----------------------|----------------------|----------------|
| <b>All Jurisdictions</b> | <b>2,894</b>         | <b>2,508</b>         | <b>-13.34%</b> |
| <b>Dogs</b>              | <b>1,488</b>         | <b>1,553</b>         | <b>4.37%</b>   |
| Adoption                 | 622                  | 747                  | 20.10%         |
| Died                     | 4                    | 1                    | -75.00%        |
| Euthanasia               | 301                  | 179                  | -40.53%        |
| Missing/Escaped          | 4                    | 0                    | -100.00%       |
| Returned to Owner        | 338                  | 356                  | 5.33%          |
| Transfer                 | 219                  | 270                  | 23.29%         |
| <b>Cats</b>              | <b>978</b>           | <b>765</b>           | <b>-21.78%</b> |
| Adoption                 | 304                  | 352                  | 15.79%         |
| Died                     | 4                    | 8                    | 100.00%        |
| Euthanasia               | 374                  | 187                  | -50.00%        |
| Returned to Owner        | 50                   | 22                   | -56.00%        |
| RTF                      | 41                   | 31                   | -24.39%        |
| SNR                      | 140                  | 105                  | -25.00%        |
| Transfer                 | 65                   | 60                   | -7.69%         |
| <b>Others</b>            | <b>428</b>           | <b>190</b>           | <b>-55.61%</b> |
| Adoption                 | 77                   | 96                   | 24.68%         |
| Died                     | 50                   | 4                    | -92.00%        |
| Euthanasia               | 252                  | 52                   | -79.37%        |
| Missing/Escaped          | 1                    | 0                    | -100.00%       |
| Returned to Owner        | 5                    | 21                   | 320.00%        |
| Transfer                 | 43                   | 17                   | -60.47%        |

# The Animal Foundation Dashboard



## Foster Statistics

08/01/16 to 08/31/16

08/01/17 to 08/31/17

Percent Change

### All Jurisdictions

#### Total

|                             |     |     |        |
|-----------------------------|-----|-----|--------|
| Animals Sent to Foster      | 150 | 145 | -3.33% |
| Animal Returned from Foster | 150 | 183 | 22.00% |
| Foster Parents              | 61  | 77  | 26.23% |
| Avg. Time in Foster         | 33  | 47  | 45.69% |

#### Dogs

|                             |    |    |         |
|-----------------------------|----|----|---------|
| Animals Sent to Foster      | 42 | 29 | -30.95% |
| Animal Returned from Foster | 48 | 35 | -27.08% |
| Foster Parents              | 23 | 21 | -8.70%  |
| Avg. Time in Foster         | 28 | 26 | -8.46%  |

#### Cats

|                             |    |     |        |
|-----------------------------|----|-----|--------|
| Animals Sent to Foster      | 86 | 105 | 22.09% |
| Animal Returned from Foster | 97 | 131 | 35.05% |
| Foster Parents              | 34 | 52  | 52.94% |
| Avg. Time in Foster         | 36 | 39  | 8.47%  |

#### Others

|                             |    |     |           |
|-----------------------------|----|-----|-----------|
| Animals Sent to Foster      | 22 | 11  | -50.00%   |
| Animal Returned from Foster | 5  | 17  | 240.00%   |
| Foster Parents              | 8  | 5   | -37.50%   |
| Avg. Time in Foster         | 14 | 159 | 1,049.42% |

# The Animal Foundation Dashboard



## Shelter Surgery Totals

|                          | 08/01/16 to 08/31/16 | 08/01/17 to 08/31/17 | Percent Change |
|--------------------------|----------------------|----------------------|----------------|
| <b>All Jurisdictions</b> | <b>1,192</b>         | <b>1,688</b>         | <b>29.38%</b>  |
| <b>Dogs</b>              | <b>671</b>           | <b>813</b>           | <b>17.47%</b>  |
| Spay/Neuter              | 656                  | 784                  | 16.33%         |
| Adoption                 | 469                  | 539                  | 12.99%         |
| Transfer to Partner      | 77                   | 97                   | 20.62%         |
| Returned to Owner        | 101                  | 116                  | 12.93%         |
| Other Outcomes           | 9                    | 32                   | 71.88%         |
| <b>Other Surgery</b>     | <b>15</b>            | <b>29</b>            | <b>48.28%</b>  |
| Adoption                 | 7                    | 18                   | 61.11%         |
| Transfer to Partner      | 2                    | 3                    | 33.33%         |
| Returned to Owner        | 1                    | 1                    | 0.00%          |
| Other Outcomes           | 5                    | 7                    | 28.57%         |
| <b>Cats</b>              | <b>471</b>           | <b>817</b>           | <b>42.35%</b>  |
| Spay/Neuter              | 468                  | 815                  | 42.58%         |
| Adoption                 | 220                  | 254                  | 13.39%         |
| Transfer to Partner      | 4                    | 22                   | 81.82%         |
| Returned to Owner        | 6                    | 3                    | -100.00%       |
| SNR                      | 146                  | 106                  | -37.74%        |
| TNR                      | 84                   | 425                  | 80.24%         |
| Other Outcomes           | 8                    | 5                    | -60.00%        |
| <b>Other Surgery</b>     | <b>3</b>             | <b>2</b>             | <b>-50.00%</b> |
| Adoption                 | 0                    | 1                    | 100.00%        |
| TNR                      | 1                    | 1                    | 0.00%          |
| Other Outcomes           | 2                    | 0                    | -200.00%       |
| <b>Others</b>            | <b>50</b>            | <b>58</b>            | <b>13.79%</b>  |
| Spay/Neuter              | 50                   | 58                   | 13.79%         |
| Adoption                 | 41                   | 32                   | -28.13%        |
| Transfer to Partner      | 5                    | 0                    | -500.00%       |
| Other Outcomes           | 4                    | 26                   | 84.62%         |

# The Animal Foundation Dashboard



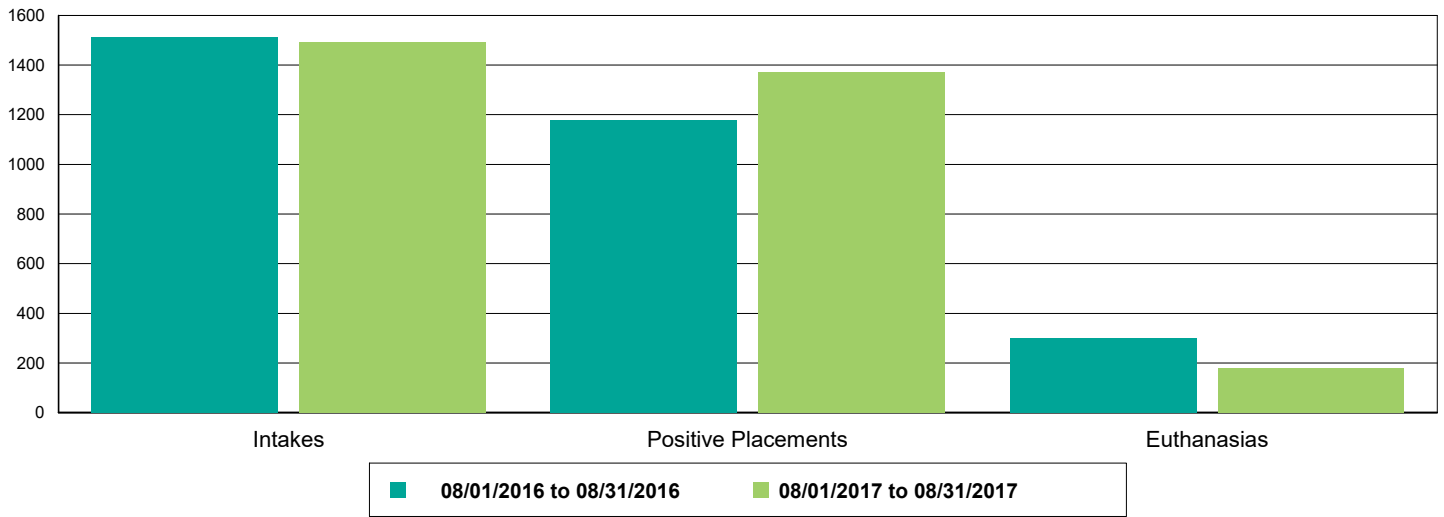
## Public Services

|                                                  | 08/01/16 to 08/31/16 | 08/01/17 to 08/31/17 | Percent Change |
|--------------------------------------------------|----------------------|----------------------|----------------|
| <b>Dogs</b>                                      | <b>1,329</b>         | <b>1,453</b>         | <b>9.33%</b>   |
| Owner Requested Euthanasia                       | 141                  | 163                  | 15.60%         |
| Public S/N Clinic - Microchips Implanted         | 22                   | 83                   | 277.27%        |
| Public S/N Clinic - Surgeries                    | 79                   | 211                  | 167.09%        |
| Public S/N Clinic - Animals Vaccinated           | 48                   | 134                  | 179.17%        |
| Bordetella                                       | 47                   | 131                  | 178.72%        |
| DAPPv                                            | 43                   | 127                  | 195.35%        |
| Deworming                                        | 4                    | 25                   | 525.00%        |
| K9 H3N8                                          | 1                    | 0                    | -100.00%       |
| Rabies                                           | 39                   | 104                  | 166.67%        |
| Vaccine Clinic - Microchips Implanted            | 109                  | 81                   | -25.69%        |
| Vaccine Clinic - Animals Vaccinated              | 1,093                | 1,081                | -1.10%         |
| Bordetella                                       | 871                  | 812                  | -6.77%         |
| DAPPv                                            | 977                  | 986                  | 0.92%          |
| Deworming                                        | 481                  | 492                  | 2.29%          |
| K9 H3N8                                          | 5                    | 0                    | -100.00%       |
| Parvo                                            | 58                   | 0                    | -100.00%       |
| Rabies                                           | 564                  | 573                  | 1.60%          |
| <b>Cats</b>                                      | <b>207</b>           | <b>285</b>           | <b>37.68%</b>  |
| Owner Requested Euthanasia                       | 59                   | 56                   | -5.08%         |
| Public S/N Clinic - Feline Testing - Cats Tested | 1                    | 1                    | 0.00%          |
| Public S/N Clinic - Microchips Implanted         | 5                    | 31                   | 520.00%        |
| Public S/N Clinic - Surgeries                    | 25                   | 81                   | 224.00%        |
| Public S/N Clinic - Animals Vaccinated           | 21                   | 66                   | 214.29%        |
| Deworming                                        | 3                    | 11                   | 266.67%        |
| FeLV                                             | 10                   | 12                   | 20.00%         |
| FRCPC                                            | 0                    | 66                   | 6,600.00%      |
| FVRCP                                            | 19                   | 0                    | -100.00%       |
| Rabies                                           | 19                   | 59                   | 210.53%        |
| Vaccine Clinic - Microchips Implanted            | 5                    | 22                   | 340.00%        |
| Vaccine Clinic - Animals Vaccinated              | 128                  | 140                  | 9.38%          |
| Deworming                                        | 45                   | 35                   | -22.22%        |
| FeLV                                             | 51                   | 24                   | -52.94%        |
| FRCPC                                            | 106                  | 107                  | 0.94%          |
| Rabies                                           | 82                   | 94                   | 14.63%         |
| <b>Others</b>                                    | <b>4</b>             | <b>4</b>             | <b>0.00%</b>   |
| Owner Requested Euthanasia                       | 4                    | 4                    | 0.00%          |

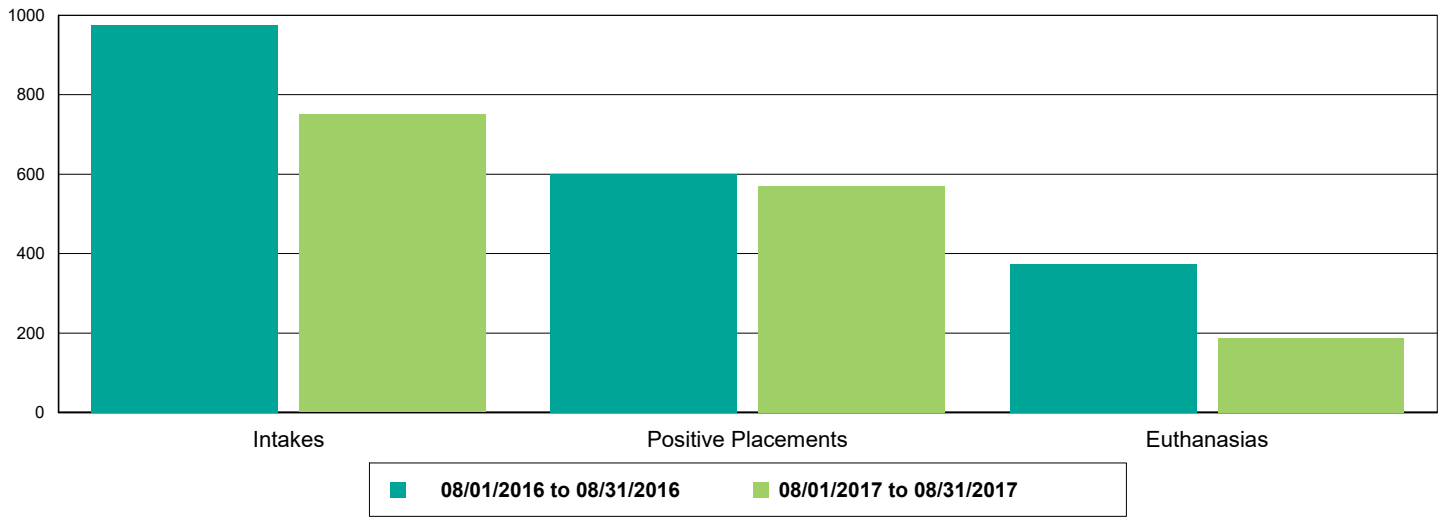
# The Animal Foundation Dashboard



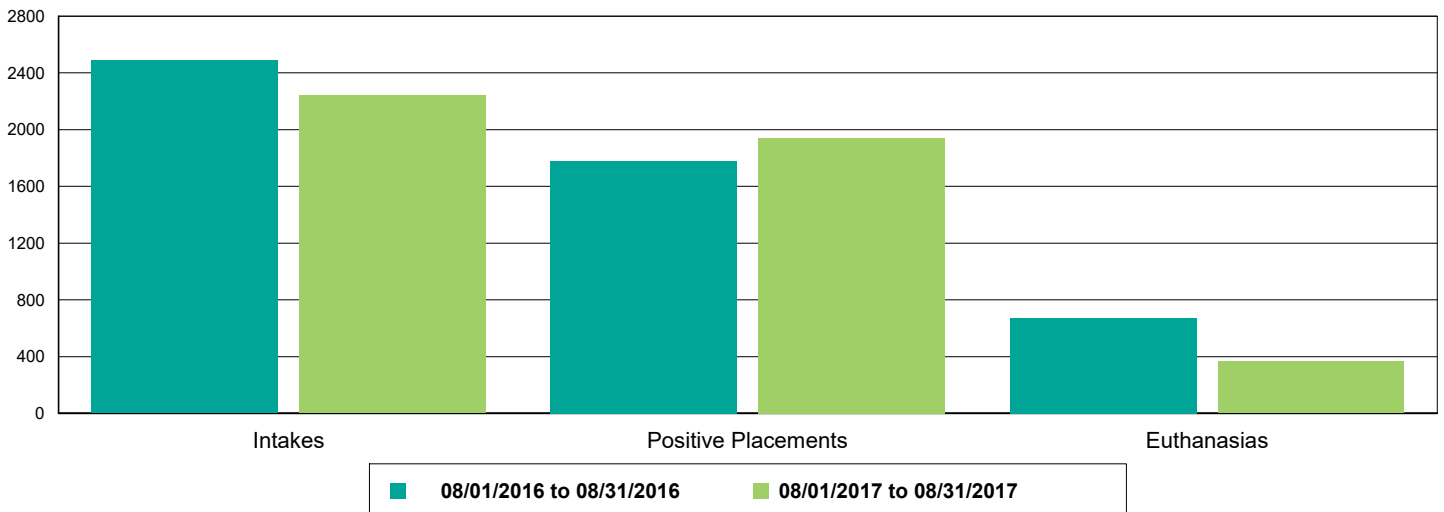
## Dog Intakes, Positive Placements, and Euthanasias



## Cat Intakes, Positive Placements, and Euthanasias



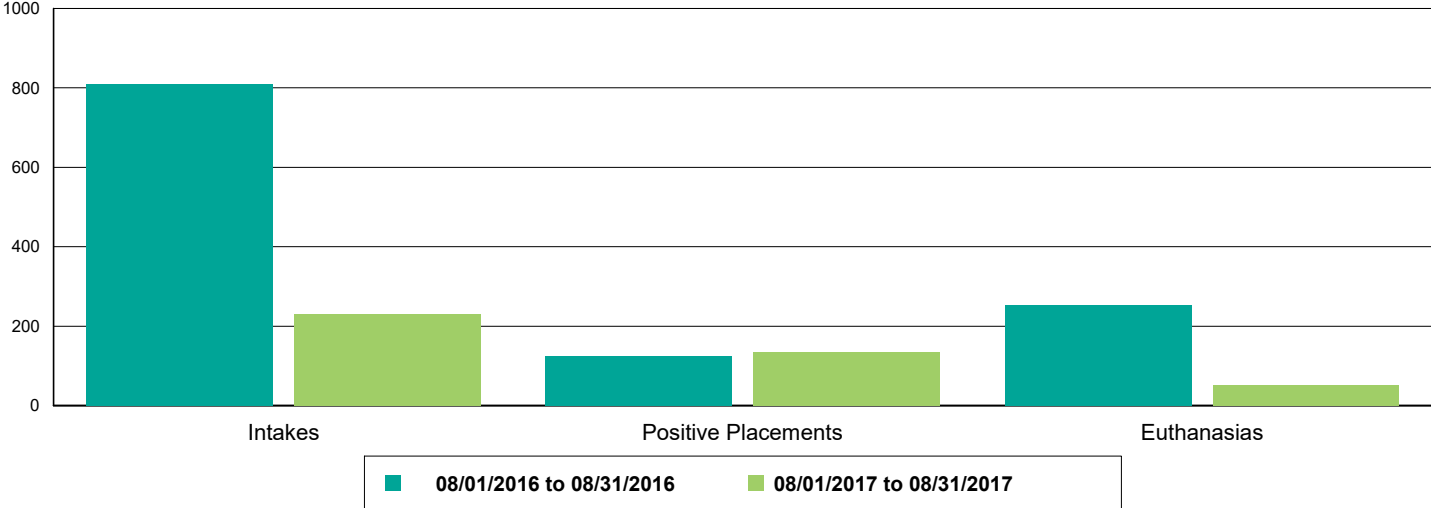
## Dogs And Cats Intakes, Positive Placements, and Euthanasias



# The Animal Foundation Dashboard



## Other Intakes, Positive Placements, and Euthanasias



# The Animal Foundation Dashboard



## Live Release, Euthanasia, and Adoption Return Rates

08/01/16 to 08/31/16

08/01/17 to 08/31/17

Percent Change

### All Jurisdictions

#### Total

|                             |        |        |         |
|-----------------------------|--------|--------|---------|
| <b>Live Release Rate</b>    | 65.79% | 82.78% | 25.83%  |
| <b>Euthanasia Rate</b>      | 32.03% | 16.70% | -47.86% |
| <b>Adoption Return Rate</b> | 6.88%  | 7.03%  | 2.18%   |

#### Dogs

|                             |        |        |         |
|-----------------------------|--------|--------|---------|
| <b>Live Release Rate</b>    | 79.23% | 88.41% | 11.58%  |
| <b>Euthanasia Rate</b>      | 20.23% | 11.53% | -43.02% |
| <b>Adoption Return Rate</b> | 9.16%  | 8.84%  | -3.59%  |

#### Young (<= 5 mo)

|                             |        |        |         |
|-----------------------------|--------|--------|---------|
| <b>Live Release Rate</b>    | 94.63% | 98.20% | 3.78%   |
| <b>Euthanasia Rate</b>      | 3.36%  | 1.80%  | -46.47% |
| <b>Adoption Return Rate</b> | 0.90%  | 4.17%  | 362.50% |

#### Adult (>= 6 mo)

|                             |        |        |         |
|-----------------------------|--------|--------|---------|
| <b>Live Release Rate</b>    | 77.52% | 87.23% | 12.52%  |
| <b>Euthanasia Rate</b>      | 22.11% | 12.70% | -42.56% |
| <b>Adoption Return Rate</b> | 10.96% | 9.73%  | -11.22% |

#### Cats

|                             |        |        |         |
|-----------------------------|--------|--------|---------|
| <b>Live Release Rate</b>    | 61.35% | 74.41% | 21.29%  |
| <b>Euthanasia Rate</b>      | 38.24% | 24.54% | -35.82% |
| <b>Adoption Return Rate</b> | 3.62%  | 5.11%  | 41.32%  |

#### Young (<= 5 mo)

|                             |        |        |         |
|-----------------------------|--------|--------|---------|
| <b>Live Release Rate</b>    | 65.21% | 79.59% | 22.05%  |
| <b>Euthanasia Rate</b>      | 34.28% | 18.93% | -44.76% |
| <b>Adoption Return Rate</b> | 2.81%  | 1.99%  | -29.15% |

#### Adult (>= 6 mo)

|                             |        |        |         |
|-----------------------------|--------|--------|---------|
| <b>Live Release Rate</b>    | 58.81% | 70.33% | 19.58%  |
| <b>Euthanasia Rate</b>      | 40.85% | 28.97% | -29.07% |
| <b>Adoption Return Rate</b> | 4.76%  | 9.27%  | 94.70%  |

#### Others

|                             |        |        |          |
|-----------------------------|--------|--------|----------|
| <b>Live Release Rate</b>    | 29.21% | 70.53% | 141.48%  |
| <b>Euthanasia Rate</b>      | 58.88% | 27.37% | -53.52%  |
| <b>Adoption Return Rate</b> | 1.30%  | 0.00%  | -100.00% |

#### Young (<= 5 mo)

|                             |        |        |         |
|-----------------------------|--------|--------|---------|
| <b>Live Release Rate</b>    | 75.00% | 55.56% | -25.93% |
| <b>Euthanasia Rate</b>      | 22.50% | 44.44% | 97.53%  |
| <b>Adoption Return Rate</b> | 0.00%  | 0.00%  | 0.00%   |

#### Adult (>= 6 mo)

|                             |        |        |          |
|-----------------------------|--------|--------|----------|
| <b>Live Release Rate</b>    | 24.48% | 72.09% | 194.44%  |
| <b>Euthanasia Rate</b>      | 62.63% | 25.58% | -59.15%  |
| <b>Adoption Return Rate</b> | 1.64%  | 0.00%  | -100.00% |