

# The Animal Foundation Dashboard



## Intake Totals

	07/01/16 to 07/31/16	07/01/17 to 07/31/17	Percent Change
<b>All Jurisdictions</b>	<b>2,807</b>	<b>2,453</b>	<b>-12.61%</b>
<b>Dogs</b>	<b>1,635</b>	<b>1,625</b>	<b>-0.61%</b>
<u>Picked up by Animal Control</u>	879	936	6.48%
<u>Stray Animals</u>	633	643	1.58%
<u>Owner Surrenders</u>	46	58	26.09%
<u>Confiscations</u>	200	235	17.50%
<b>Dropped off at The Animal Foundation</b>	<b>756</b>	<b>689</b>	<b>-8.86%</b>
<u>Stray Animals</u>	434	545	25.58%
<u>Owner Surrenders</u>	251	91	-63.75%
<u>Adoption Returns</u>	60	50	-16.67%
<u>Born at TAF</u>	11	3	-72.73%
<b>Cats</b>	<b>986</b>	<b>669</b>	<b>-32.15%</b>
<u>Picked up by Animal Control</u>	514	268	-47.86%
<u>Stray Animals</u>	354	182	-48.59%
<u>Owner Surrenders</u>	78	32	-58.97%
<u>Confiscations</u>	82	54	-34.15%
<b>Dropped off at The Animal Foundation</b>	<b>472</b>	<b>401</b>	<b>-15.04%</b>
<u>Stray Animals</u>	357	371	3.92%
<u>Owner Surrenders</u>	95	23	-75.79%
<u>Adoption Returns</u>	13	5	-61.54%
<u>Born at TAF</u>	7	2	-71.43%
<b>Others</b>	<b>186</b>	<b>159</b>	<b>-14.52%</b>
<u>Picked up by Animal Control</u>	134	110	-17.91%
<u>Stray Animals</u>	56	68	21.43%
<u>Owner Surrenders</u>	43	24	-44.19%
<u>Confiscations</u>	35	18	-48.57%
<b>Dropped off at The Animal Foundation</b>	<b>52</b>	<b>49</b>	<b>-5.77%</b>
<u>Stray Animals</u>	28	25	-10.71%
<u>Owner Surrenders</u>	23	7	-69.57%
<u>Adoption Returns</u>	1	2	100.00%
<u>Born at TAF</u>	0	15	1,500.00%

# The Animal Foundation Dashboard



## Outcome Totals

	07/01/16 to 07/31/16	07/01/17 to 07/31/17	Percent Change
<b>All Jurisdictions</b>	<b>2,971</b>	<b>2,599</b>	<b>-12.52%</b>
<b>Dogs</b>	<b>1,711</b>	<b>1,612</b>	<b>-5.79%</b>
Adoption	749	656	-12.42%
Died	8	7	-12.50%
Euthanasia	338	206	-39.05%
Missing/Escaped	1	1	0.00%
Returned to Owner	411	388	-5.60%
Transfer	204	354	73.53%
<b>Cats</b>	<b>1,090</b>	<b>773</b>	<b>-29.08%</b>
Adoption	467	416	-10.92%
Died	9	9	0.00%
Euthanasia	374	180	-51.87%
Missing/Escaped	1	8	700.00%
Returned to Owner	27	17	-37.04%
RTF	34	13	-61.76%
SNR	110	81	-26.36%
Transfer	68	49	-27.94%
<b>Others</b>	<b>170</b>	<b>214</b>	<b>25.88%</b>
Adoption	61	107	75.41%
Died	3	13	333.33%
Euthanasia	56	65	16.07%
Returned to Owner	13	13	0.00%
RTF	0	1	100.00%
Transfer	37	15	-59.46%

# The Animal Foundation Dashboard



## Foster Statistics

07/01/16 to 07/31/16

07/01/17 to 07/31/17

Percent Change

### All Jurisdictions

#### Total

<b>Animals Sent to Foster</b>	206	197	-4.37%
<b>Animal Returned from Foster</b>	197	198	0.51%
<b>Foster Parents</b>	74	72	-2.70%
<b>Avg. Time in Foster</b>	35	33	-5.51%

#### Dogs

<b>Animals Sent to Foster</b>	75	46	-38.67%
<b>Animal Returned from Foster</b>	41	43	4.88%
<b>Foster Parents</b>	29	26	-10.34%
<b>Avg. Time in Foster</b>	30	21	-29.34%

#### Cats

<b>Animals Sent to Foster</b>	119	136	14.29%
<b>Animal Returned from Foster</b>	140	143	2.14%
<b>Foster Parents</b>	44	46	4.55%
<b>Avg. Time in Foster</b>	35	36	2.51%

#### Others

<b>Animals Sent to Foster</b>	12	15	25.00%
<b>Animal Returned from Foster</b>	16	12	-25.00%
<b>Foster Parents</b>	1	3	200.00%
<b>Avg. Time in Foster</b>	54	50	-7.39%

# The Animal Foundation Dashboard



## Shelter Surgery Totals

	07/01/16 to 07/31/16	07/01/17 to 07/31/17	Percent Change
<b>All Jurisdictions</b>	<b>1,379</b>	<b>1,469</b>	<b>6.13%</b>
<b>Dogs</b>	<b>786</b>	<b>787</b>	<b>0.13%</b>
Spay/Neuter	769	774	0.65%
Adoption	544	487	-11.70%
Transfer to Partner	82	146	43.84%
Returned to Owner	133	135	1.48%
Other Outcomes	10	6	-66.67%
<b>Other Surgery</b>	<b>17</b>	<b>13</b>	<b>-30.77%</b>
Adoption	10	8	-25.00%
Transfer to Partner	0	3	100.00%
Other Outcomes	7	2	-250.00%
<b>Cats</b>	<b>571</b>	<b>638</b>	<b>10.50%</b>
Spay/Neuter	562	636	11.64%
Adoption	356	339	-5.01%
Transfer to Partner	10	13	23.08%
Returned to Owner	5	5	0.00%
SNR	108	80	-35.00%
TNR	41	193	78.76%
Other Outcomes	42	6	-600.00%
<b>Other Surgery</b>	<b>9</b>	<b>2</b>	<b>-350.00%</b>
Adoption	5	1	-400.00%
SNR	0	1	100.00%
Other Outcomes	4	0	-400.00%
<b>Others</b>	<b>22</b>	<b>44</b>	<b>50.00%</b>
Spay/Neuter	22	44	50.00%
Adoption	20	30	33.33%
Transfer to Partner	1	3	66.67%
Other Outcomes	1	11	90.91%

# The Animal Foundation Dashboard



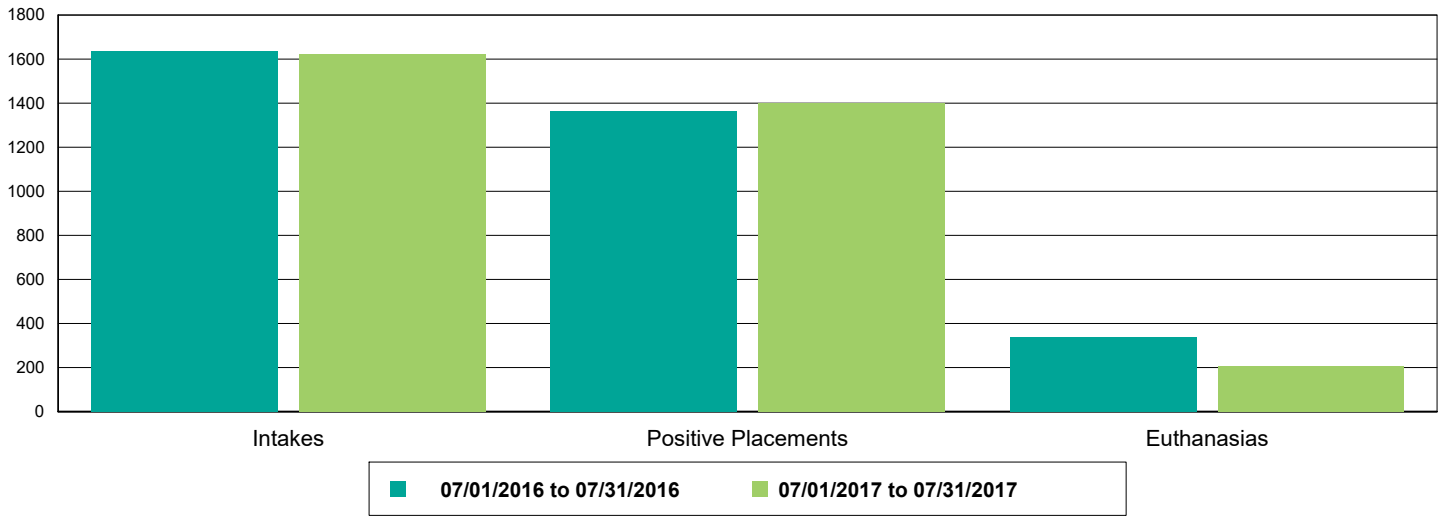
## Public Services

	07/01/16 to 07/31/16	07/01/17 to 07/31/17	Percent Change
<b>Dogs</b>	<b>1,414</b>	<b>1,571</b>	<b>11.10%</b>
Owner Requested Euthanasia	132	160	21.21%
Public S/N Clinic - Microchips Implanted	41	101	146.34%
Public S/N Clinic - Surgeries	128	191	49.22%
Public S/N Clinic - Animals Vaccinated	78	109	39.74%
Bordetella	67	101	50.75%
DAPPv	71	103	45.07%
Deworming	9	21	133.33%
Rabies	65	84	29.23%
Vaccine Clinic - Microchips Implanted	99	137	38.38%
Vaccine Clinic - Animals Vaccinated	1,147	1,212	5.67%
Bordetella	890	928	4.27%
DAPPv	1,025	1,109	8.20%
Deworming	496	549	10.69%
K9 H3N8	16	0	-100.00%
Parvo	56	0	-100.00%
Rabies	639	620	-2.97%
<b>Cats</b>	<b>244</b>	<b>294</b>	<b>20.49%</b>
Owner Requested Euthanasia	48	59	22.92%
Public S/N Clinic - Feline Testing - Cats Tested	1	1	0.00%
Public S/N Clinic - Microchips Implanted	8	21	162.50%
Public S/N Clinic - Surgeries	30	75	150.00%
Public S/N Clinic - Animals Vaccinated	25	65	160.00%
Deworming	1	5	400.00%
FeLV	14	24	71.43%
FRCPC	0	63	6,300.00%
FVRCP	25	0	-100.00%
Rabies	20	61	205.00%
Vaccine Clinic - Microchips Implanted	7	19	171.43%
Vaccine Clinic - Animals Vaccinated	168	156	-7.14%
Deworming	29	48	65.52%
FeLV	48	27	-43.75%
FRCPC	147	127	-13.61%
Rabies	110	94	-14.55%
<b>Others</b>	<b>1</b>	<b>2</b>	<b>100.00%</b>
Owner Requested Euthanasia	1	2	100.00%

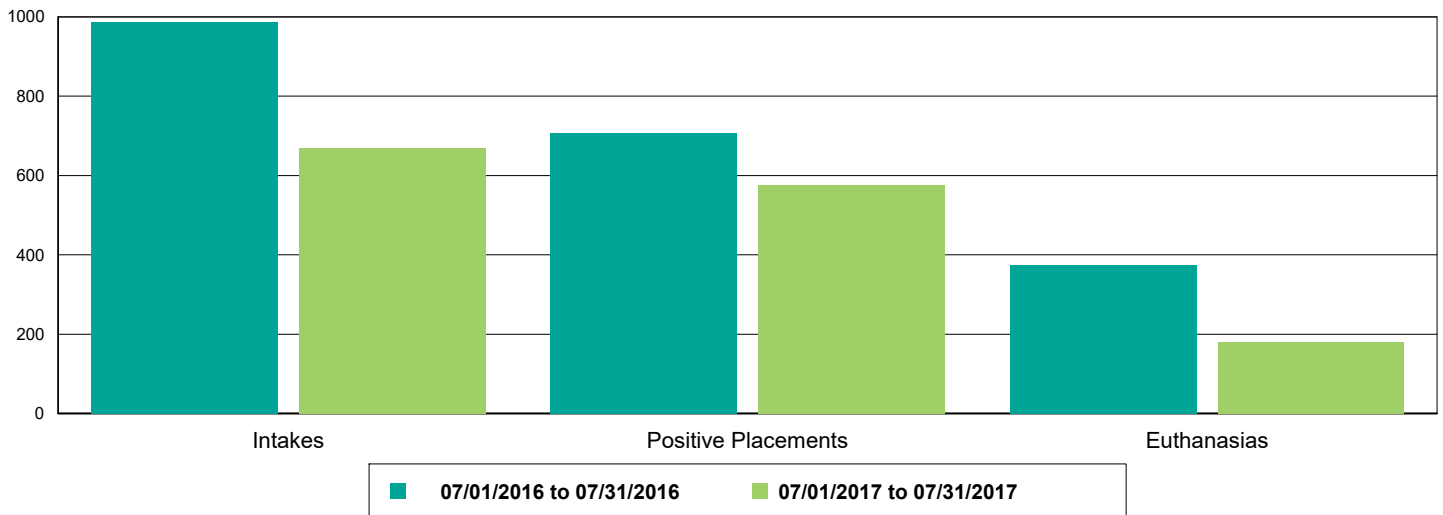
# The Animal Foundation Dashboard



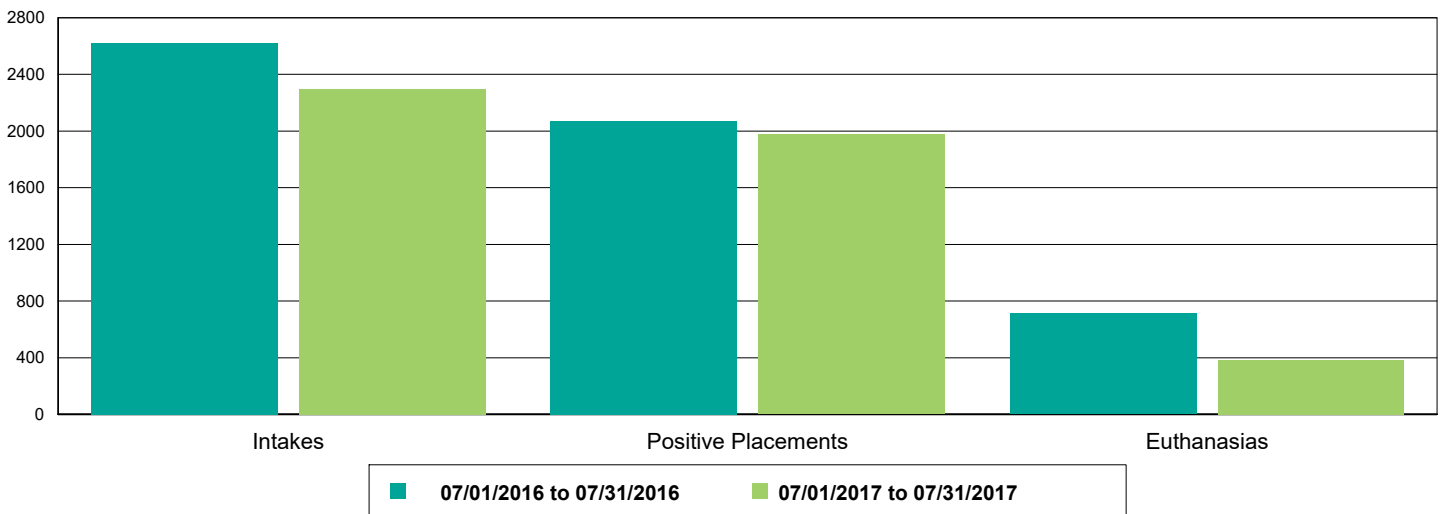
## Dog Intakes, Positive Placements, and Euthanasias



## Cat Intakes, Positive Placements, and Euthanasias



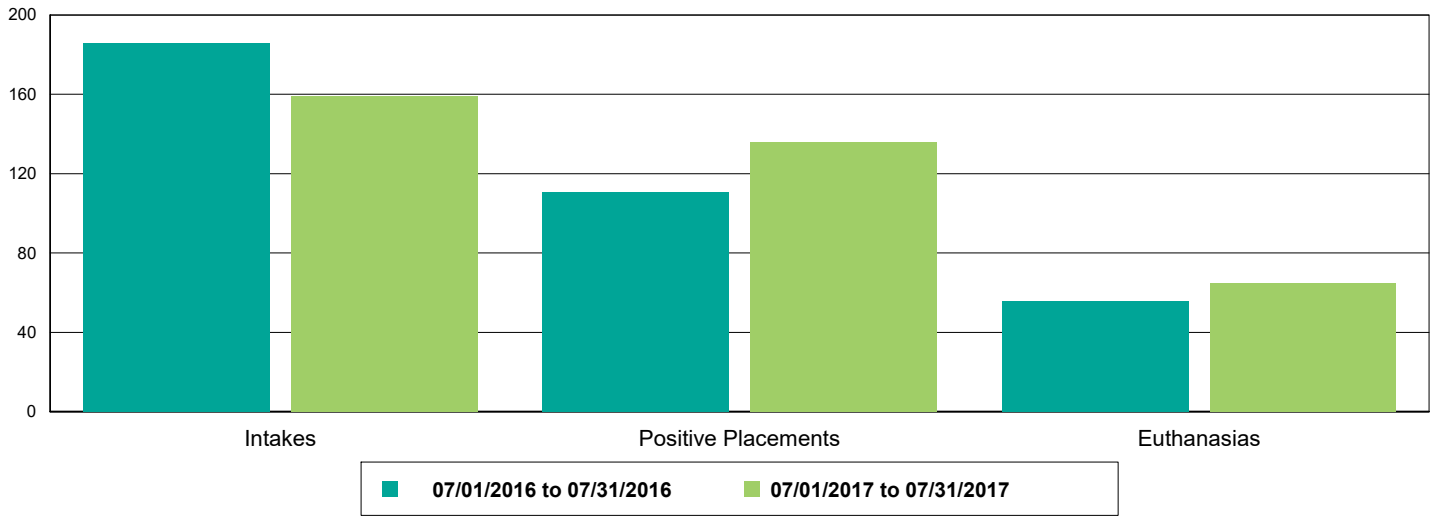
## Dogs And Cats Intakes, Positive Placements, and Euthanasias



# The Animal Foundation Dashboard



## Other Intakes, Positive Placements, and Euthanasias



# The Animal Foundation Dashboard



## Live Release, Euthanasia, and Adoption Return Rates

07/01/16 to 07/31/16

07/01/17 to 07/31/17

Percent Change

### All Jurisdictions

#### Total

Live Release Rate	73.41%	81.19%	10.59%
Euthanasia Rate	25.85%	17.35%	-32.87%
Adoption Return Rate	5.79%	4.83%	-16.57%

#### Dogs

Live Release Rate	79.72%	86.72%	8.79%
Euthanasia Rate	19.75%	12.78%	-35.31%
Adoption Return Rate	8.01%	7.62%	-4.85%

#### Young (<= 5 mo)

Live Release Rate	83.66%	90.20%	7.81%
Euthanasia Rate	12.42%	7.84%	-36.84%
Adoption Return Rate	7.22%	3.39%	-53.03%

#### Adult (>= 6 mo)

Live Release Rate	79.33%	86.49%	9.02%
Euthanasia Rate	20.47%	13.11%	-35.96%
Adoption Return Rate	8.13%	8.04%	-1.09%

#### Cats

Live Release Rate	64.77%	74.51%	15.04%
Euthanasia Rate	34.31%	23.29%	-32.13%
Adoption Return Rate	2.78%	1.20%	-56.82%

#### Young (<= 5 mo)

Live Release Rate	59.54%	83.58%	40.39%
Euthanasia Rate	39.22%	12.69%	-67.65%
Adoption Return Rate	2.14%	1.71%	-20.09%

#### Adult (>= 6 mo)

Live Release Rate	70.32%	64.69%	-8.01%
Euthanasia Rate	29.11%	34.77%	19.44%
Adoption Return Rate	3.74%	0.00%	-100.00%

#### Others

Live Release Rate	65.29%	63.55%	-2.67%
Euthanasia Rate	32.94%	30.37%	-7.79%
Adoption Return Rate	1.64%	1.87%	14.02%

#### Young (<= 5 mo)

Live Release Rate	50.00%	51.85%	3.70%
Euthanasia Rate	50.00%	22.22%	-55.56%
Adoption Return Rate	0.00%	0.00%	0.00%

#### Adult (>= 6 mo)

Live Release Rate	66.67%	65.24%	-2.14%
Euthanasia Rate	31.41%	31.55%	0.45%
Adoption Return Rate	1.75%	2.13%	21.28%