

The Animal Foundation Dashboard



Intake Totals

	06/01/16 to 06/30/16	06/01/17 to 06/30/17	Percent Change
All Jurisdictions	2,780	2,539	-8.67%
Dogs	1,705	1,453	-14.78%
<u>Picked up by Animal Control</u>	906	851	-6.07%
<u>Stray Animals</u>	585	567	-3.08%
<u>Owner Surrenders</u>	77	65	-15.58%
<u>Confiscations</u>	244	219	-10.25%
Dropped off at The Animal Foundation	799	602	-24.66%
<u>Stray Animals</u>	487	481	-1.23%
<u>Owner Surrenders</u>	265	83	-68.68%
<u>Adoption Returns</u>	47	38	-19.15%
Cats	923	710	-23.08%
<u>Picked up by Animal Control</u>	387	283	-26.87%
<u>Stray Animals</u>	259	213	-17.76%
<u>Owner Surrenders</u>	7	27	285.71%
<u>Confiscations</u>	121	43	-64.46%
Dropped off at The Animal Foundation	536	427	-20.34%
<u>Stray Animals</u>	415	382	-7.95%
<u>Owner Surrenders</u>	114	38	-66.67%
<u>Adoption Returns</u>	7	7	0.00%
Others	152	376	147.37%
<u>Picked up by Animal Control</u>	94	332	253.19%
<u>Stray Animals</u>	59	79	33.90%
<u>Owner Surrenders</u>	12	91	658.33%
<u>Confiscations</u>	23	162	604.35%
Dropped off at The Animal Foundation	58	44	-24.14%
<u>Stray Animals</u>	34	39	14.71%
<u>Owner Surrenders</u>	11	4	-63.64%
<u>Adoption Returns</u>	0	1	100.00%
<u>Born at TAF</u>	13	0	-100.00%

The Animal Foundation Dashboard



Outcome Totals

	06/01/16 to 06/30/16	06/01/17 to 06/30/17	Percent Change
All Jurisdictions	2,608	2,389	-8.40%
Dogs	1,577	1,405	-10.91%
Adoption	624	589	-5.61%
Died	3	1	-66.67%
Euthanasia	367	164	-55.31%
Missing/Escaped	2	0	-100.00%
Returned to Owner	341	374	9.68%
Transfer	240	277	15.42%
Cats	893	742	-16.91%
Adoption	393	319	-18.83%
Died	17	10	-41.18%
Euthanasia	291	208	-28.52%
Missing/Escaped	2	2	0.00%
Returned to Owner	29	24	-17.24%
RTF	31	23	-25.81%
SNR	72	96	33.33%
Transfer	58	60	3.45%
Others	138	242	75.36%
Adoption	53	105	98.11%
Died	8	43	437.50%
Euthanasia	51	67	31.37%
Missing/Escaped	2	0	-100.00%
Returned to Owner	0	5	500.00%
RTF	0	1	100.00%
Transfer	24	21	-12.50%

The Animal Foundation Dashboard



Foster Statistics

06/01/16 to 06/30/16

06/01/17 to 06/30/17

Percent Change

All Jurisdictions

Total

Animals Sent to Foster	174	169	-2.87%
Animal Returned from Foster	185	203	9.73%
Foster Parents	68	71	4.41%
Avg. Time in Foster	34	33	-2.17%

Dogs

Animals Sent to Foster	29	28	-3.45%
Animal Returned from Foster	28	33	17.86%
Foster Parents	24	15	-37.50%
Avg. Time in Foster	27	31	13.12%

Cats

Animals Sent to Foster	131	130	-0.76%
Animal Returned from Foster	154	157	1.95%
Foster Parents	45	50	11.11%
Avg. Time in Foster	35	33	-6.74%

Others

Animals Sent to Foster	14	11	-21.43%
Animal Returned from Foster	3	13	333.33%
Foster Parents	2	7	250.00%
Avg. Time in Foster	29	43	48.69%

The Animal Foundation Dashboard



Shelter Surgery Totals

	06/01/16 to 06/30/16	06/01/17 to 06/30/17	Percent Change
All Jurisdictions	1,153	1,333	13.50%
Dogs	702	708	0.85%
Spay/Neuter	677	682	0.73%
Adoption	440	430	-2.33%
Transfer to Partner	119	117	-1.71%
Returned to Owner	107	127	15.75%
Other Outcomes	11	8	-37.50%
Other Surgery	25	26	3.85%
Adoption	9	14	35.71%
Transfer to Partner	7	3	-133.33%
Returned to Owner	0	1	100.00%
Other Outcomes	9	8	-12.50%
Cats	440	577	23.74%
Spay/Neuter	438	572	23.43%
Adoption	327	259	-26.25%
Transfer to Partner	3	17	82.35%
Returned to Owner	2	3	33.33%
SNR	74	92	19.57%
TNR	22	194	88.66%
Other Outcomes	10	7	-42.86%
Other Surgery	2	5	60.00%
Adoption	1	4	75.00%
Other Outcomes	1	1	0.00%
Others	11	48	77.08%
Spay/Neuter	11	48	77.08%
Adoption	10	13	23.08%
Other Outcomes	1	35	97.14%

The Animal Foundation Dashboard



Public Services

	06/01/16 to 06/30/16	06/01/17 to 06/30/17	Percent Change
Dogs	1,501	1,565	4.26%
Owner Requested Euthanasia	169	170	0.59%
Public S/N Clinic - Microchips Implanted	57	137	140.35%
Public S/N Clinic - Surgeries	179	227	26.82%
Public S/N Clinic - Animals Vaccinated	98	138	40.82%
Bordetella	87	133	52.87%
DAPPv	79	131	65.82%
Deworming	14	35	150.00%
K9 H3N8	3	0	-100.00%
Rabies	69	113	63.77%
Vaccine Clinic - Microchips Implanted	79	369	367.09%
Vaccine Clinic - Animals Vaccinated	1,162	1,123	-3.36%
Bordetella	930	834	-10.32%
DAPPv	1,019	992	-2.65%
Deworming	551	505	-8.35%
K9 H3N8	11	0	-100.00%
Parvo	61	0	-100.00%
Rabies	610	634	3.93%
Cats	198	242	22.22%
Owner Requested Euthanasia	44	40	-9.09%
Public S/N Clinic - Feline Testing - Cats Tested	1	1	0.00%
Public S/N Clinic - Microchips Implanted	12	52	333.33%
Public S/N Clinic - Surgeries	42	69	64.29%
Public S/N Clinic - Animals Vaccinated	35	60	71.43%
Deworming	10	7	-30.00%
FeLV	11	25	127.27%
FRCPC	0	60	6,000.00%
FVRCP	34	0	-100.00%
Rabies	32	58	81.25%
Vaccine Clinic - Microchips Implanted	10	32	220.00%
Vaccine Clinic - Animals Vaccinated	111	132	18.92%
Deworming	26	50	92.31%
FeLV	48	32	-33.33%
FRCPC	100	111	11.00%
Rabies	71	80	12.68%
Others	3	2	-33.33%
Owner Requested Euthanasia	3	2	-33.33%

The Animal Foundation Dashboard



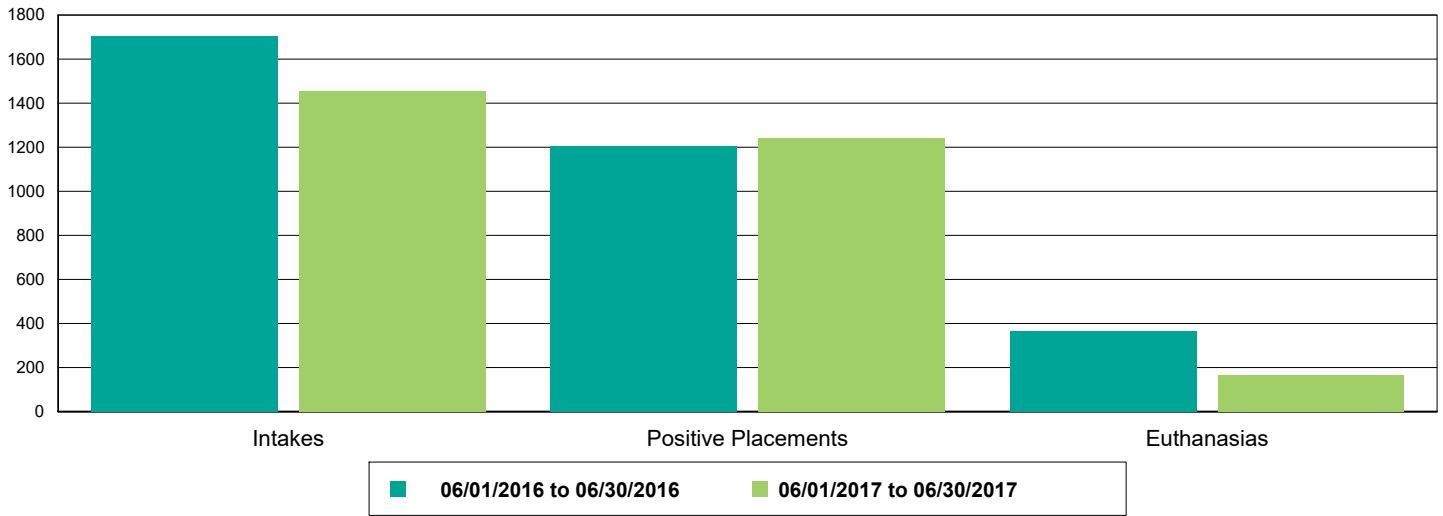
Current Inventory as of 07/10/2017 11:38

All Jurisdictions	1,108
Cats	358
BUNGALOWS	3
EAC	3
FOSTER	164
LIED	125
OFFSITE	6
TENT	57
Dogs	573
BUNGALOWS	257
FOSTER	33
LIED	256
OFFSITE	13
WVC	14
Others	177
BUNGALOWS	50
EAC	6
FOSTER	32
LIED	56
OFFSITE	6
TENT	27

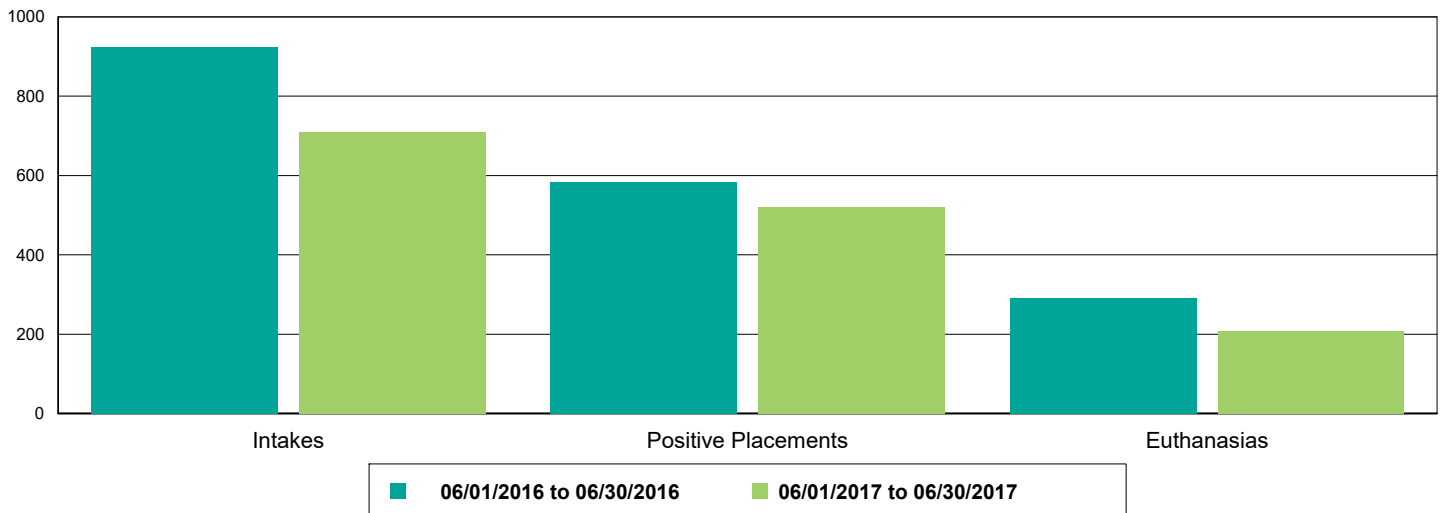
The Animal Foundation Dashboard



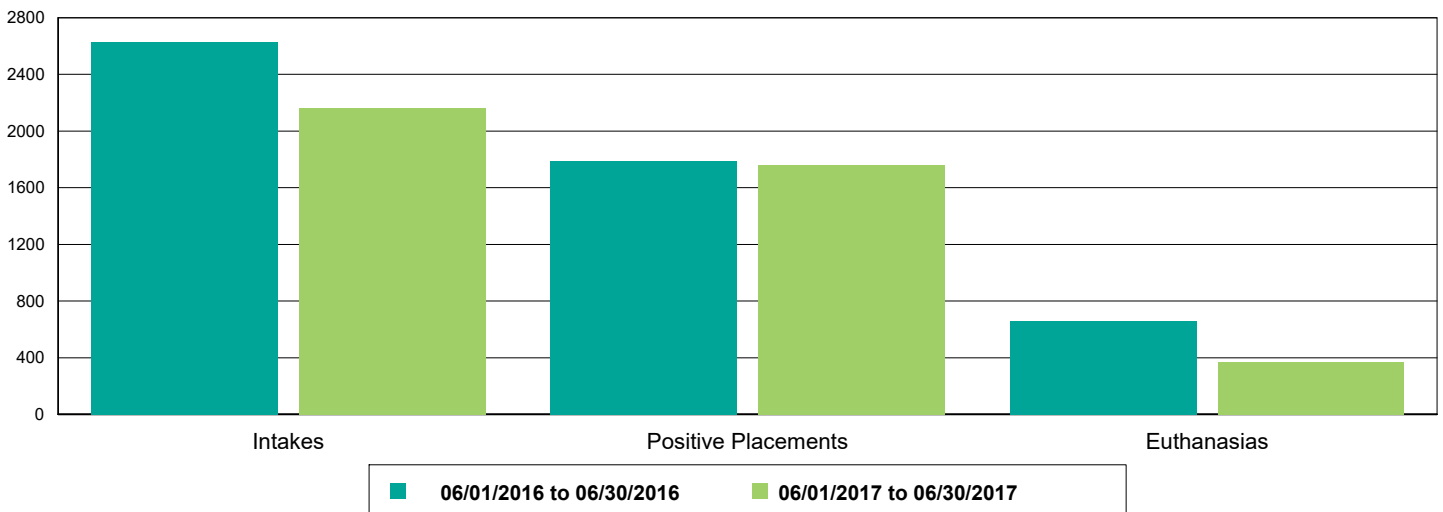
Dog Intakes, Positive Placements, and Euthanasias



Cat Intakes, Positive Placements, and Euthanasias



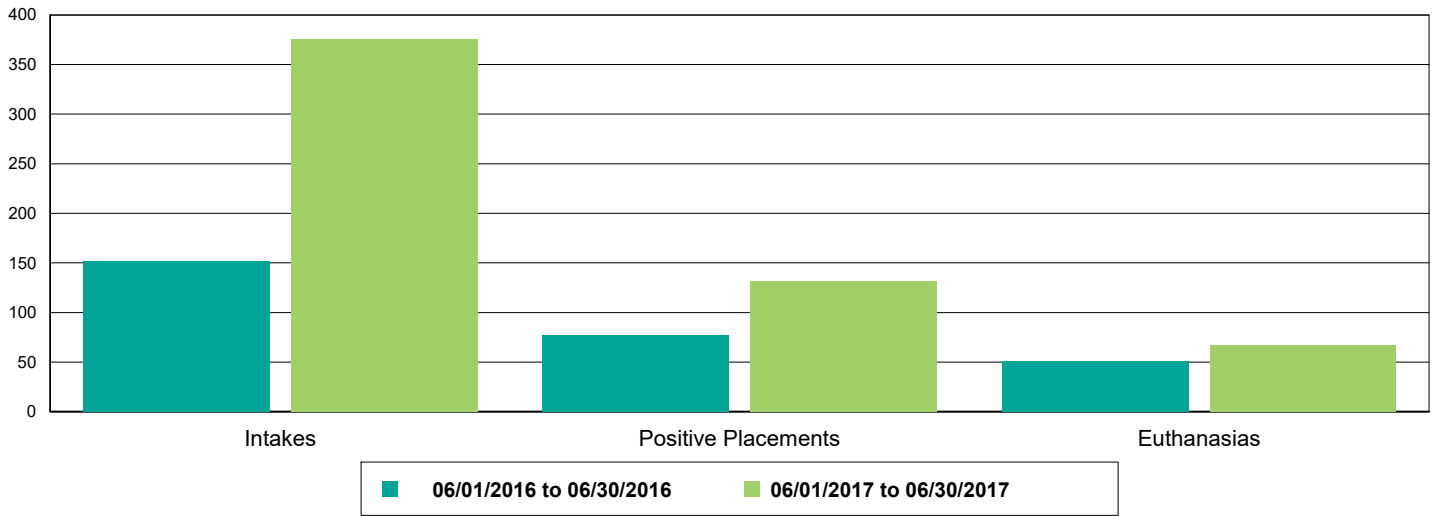
Dogs And Cats Intakes, Positive Placements, and Euthanasias



The Animal Foundation Dashboard



Other Intakes, Positive Placements, and Euthanasias



The Animal Foundation Dashboard



Live Release, Euthanasia, and Adoption Return Rates

06/01/16 to 06/30/16

06/01/17 to 06/30/17

Percent Change

All Jurisdictions

Total

Live Release Rate	71.51%	79.28%	10.86%
Euthanasia Rate	27.19%	18.38%	-32.41%
Adoption Return Rate	5.05%	4.54%	-10.02%

Dogs

Live Release Rate	76.41%	88.26%	15.50%
Euthanasia Rate	23.27%	11.67%	-49.84%
Adoption Return Rate	7.53%	6.45%	-14.34%

Young (<= 5 mo)

Live Release Rate	78.36%	89.84%	14.66%
Euthanasia Rate	20.90%	10.16%	-51.40%
Adoption Return Rate	4.00%	3.33%	-16.67%

Adult (>= 6 mo)

Live Release Rate	76.23%	88.10%	15.57%
Euthanasia Rate	23.49%	11.82%	-49.67%
Adoption Return Rate	8.01%	6.81%	-15.09%

Cats

Live Release Rate	65.29%	70.35%	7.76%
Euthanasia Rate	32.59%	28.03%	-13.98%
Adoption Return Rate	1.78%	2.19%	23.20%

Young (<= 5 mo)

Live Release Rate	64.08%	76.57%	19.48%
Euthanasia Rate	32.65%	21.80%	-33.24%
Adoption Return Rate	1.52%	0.88%	-42.32%

Adult (>= 6 mo)

Live Release Rate	66.75%	64.27%	-3.72%
Euthanasia Rate	32.51%	34.13%	5.01%
Adoption Return Rate	2.31%	5.49%	138.10%

Others

Live Release Rate	55.80%	54.55%	-2.24%
Euthanasia Rate	36.96%	27.69%	-25.09%
Adoption Return Rate	0.00%	0.95%	95.24%

Young (<= 5 mo)

Live Release Rate	39.39%	58.82%	49.32%
Euthanasia Rate	51.52%	11.76%	-77.16%
Adoption Return Rate	0.00%	0.00%	0.00%

Adult (>= 6 mo)

Live Release Rate	60.95%	51.43%	-15.63%
Euthanasia Rate	32.38%	39.29%	21.32%
Adoption Return Rate	0.00%	1.89%	188.68%