

# The Animal Foundation Dashboard



## Intake Totals

	05/01/16 to 05/31/16	05/01/17 to 05/31/17	Percent Change
<b>All Jurisdictions</b>	<b>3,152</b>	<b>2,405</b>	<b>-23.70%</b>
<b>Dogs</b>	<b>1,466</b>	<b>1,357</b>	<b>-7.44%</b>
<u>Picked up by Animal Control</u>	763	819	7.34%
<u>Stray Animals</u>	507	525	3.55%
<u>Owner Surrenders</u>	45	37	-17.78%
<u>Confiscations</u>	211	257	21.80%
<b>Dropped off at The Animal Foundation</b>	<b>703</b>	<b>538</b>	<b>-23.47%</b>
<u>Stray Animals</u>	438	420	-4.11%
<u>Owner Surrenders</u>	220	82	-62.73%
<u>Adoption Returns</u>	41	36	-12.20%
<u>Born at TAF</u>	4	0	-100.00%
<b>Cats</b>	<b>994</b>	<b>837</b>	<b>-15.79%</b>
<u>Picked up by Animal Control</u>	414	346	-16.43%
<u>Stray Animals</u>	335	231	-31.04%
<u>Owner Surrenders</u>	13	26	100.00%
<u>Confiscations</u>	66	89	34.85%
<b>Dropped off at The Animal Foundation</b>	<b>580</b>	<b>491</b>	<b>-15.34%</b>
<u>Stray Animals</u>	458	435	-5.02%
<u>Owner Surrenders</u>	99	42	-57.58%
<u>Adoption Returns</u>	13	7	-46.15%
<u>Born at TAF</u>	10	7	-30.00%
<b>Others</b>	<b>692</b>	<b>211</b>	<b>-69.51%</b>
<u>Picked up by Animal Control</u>	505	150	-70.30%
<u>Stray Animals</u>	56	100	78.57%
<u>Owner Surrenders</u>	442	0	-100.00%
<u>Confiscations</u>	7	50	614.29%
<b>Dropped off at The Animal Foundation</b>	<b>187</b>	<b>61</b>	<b>-67.38%</b>
<u>Stray Animals</u>	41	46	12.20%
<u>Owner Surrenders</u>	19	13	-31.58%
<u>Adoption Returns</u>	2	2	0.00%
<u>Born at TAF</u>	125	0	-100.00%

# The Animal Foundation Dashboard



## Outcome Totals

	05/01/16 to 05/31/16	05/01/17 to 05/31/17	Percent Change
<b>All Jurisdictions</b>	<b>3,298</b>	<b>2,093</b>	<b>-36.54%</b>
<b>Dogs</b>	<b>1,479</b>	<b>1,256</b>	<b>-15.08%</b>
Adoption	651	509	-21.81%
Died	6	4	-33.33%
Euthanasia	302	156	-48.34%
Missing/Escaped	1	1	0.00%
Returned to Owner	346	328	-5.20%
Transfer	173	258	49.13%
<b>Cats</b>	<b>943</b>	<b>643</b>	<b>-31.81%</b>
Adoption	316	229	-27.53%
Died	12	9	-25.00%
Euthanasia	378	214	-43.39%
Missing/Escaped	1	0	-100.00%
Returned to Owner	27	32	18.52%
RTF	30	27	-10.00%
SNR	80	82	2.50%
Transfer	99	50	-49.49%
<b>Others</b>	<b>876</b>	<b>194</b>	<b>-77.85%</b>
Adoption	97	57	-41.24%
Died	24	1	-95.83%
Euthanasia	703	97	-86.20%
Missing/Escaped	3	0	-100.00%
Returned to Owner	2	7	250.00%
Transfer	47	32	-31.91%

# The Animal Foundation Dashboard



## Foster Statistics

05/01/16 to 05/31/16

05/01/17 to 05/31/17

Percent Change

### All Jurisdictions

#### Total

Animals Sent to Foster	191	244	27.75%
Animal Returned from Foster	182	139	-23.63%
Foster Parents	74	84	13.51%
Avg. Time in Foster	25	30	19.62%

#### Dogs

Animals Sent to Foster	31	37	19.35%
Animal Returned from Foster	29	39	34.48%
Foster Parents	15	14	-6.67%
Avg. Time in Foster	19	23	23.59%

#### Cats

Animals Sent to Foster	148	205	38.51%
Animal Returned from Foster	139	96	-30.94%
Foster Parents	55	71	29.09%
Avg. Time in Foster	27	28	5.11%

#### Others

Animals Sent to Foster	12	2	-83.33%
Animal Returned from Foster	14	4	-71.43%
Foster Parents	4	1	-75.00%
Avg. Time in Foster	23	145	541.23%

# The Animal Foundation Dashboard



## Shelter Surgery Totals

05/01/16 to 05/31/16

05/01/17 to 05/31/17

Percent Change

All Jurisdictions	1,134	1,045	-8.52%
<b>Dogs</b>	<b>701</b>	<b>640</b>	<b>-9.53%</b>
Spay/Neuter	675	616	-9.58%
Adoption	468	373	-25.47%
Transfer to Partner	69	114	39.47%
Returned to Owner	125	113	-10.62%
Other Outcomes	13	16	18.75%
<b>Other Surgery</b>	<b>26</b>	<b>24</b>	<b>-8.33%</b>
Adoption	11	14	21.43%
Transfer to Partner	3	5	40.00%
Returned to Owner	1	1	0.00%
Other Outcomes	11	4	-175.00%
<b>Cats</b>	<b>401</b>	<b>391</b>	<b>-2.56%</b>
Spay/Neuter	394	388	-1.55%
Adoption	253	171	-47.95%
Transfer to Partner	22	4	-450.00%
Returned to Owner	1	5	80.00%
SNR	77	85	9.41%
TNR	36	117	69.23%
Other Outcomes	5	6	16.67%
<b>Other Surgery</b>	<b>7</b>	<b>3</b>	<b>-133.33%</b>
Adoption	4	2	-100.00%
TNR	1	0	-100.00%
Other Outcomes	2	1	-100.00%
<b>Others</b>	<b>32</b>	<b>14</b>	<b>-128.57%</b>
Spay/Neuter	31	13	-138.46%
Adoption	26	10	-160.00%
Transfer to Partner	3	0	-300.00%
Other Outcomes	2	3	33.33%
<b>Other Surgery</b>	<b>1</b>	<b>1</b>	<b>0.00%</b>
Adoption	1	0	-100.00%
Other Outcomes	0	1	100.00%

# The Animal Foundation Dashboard



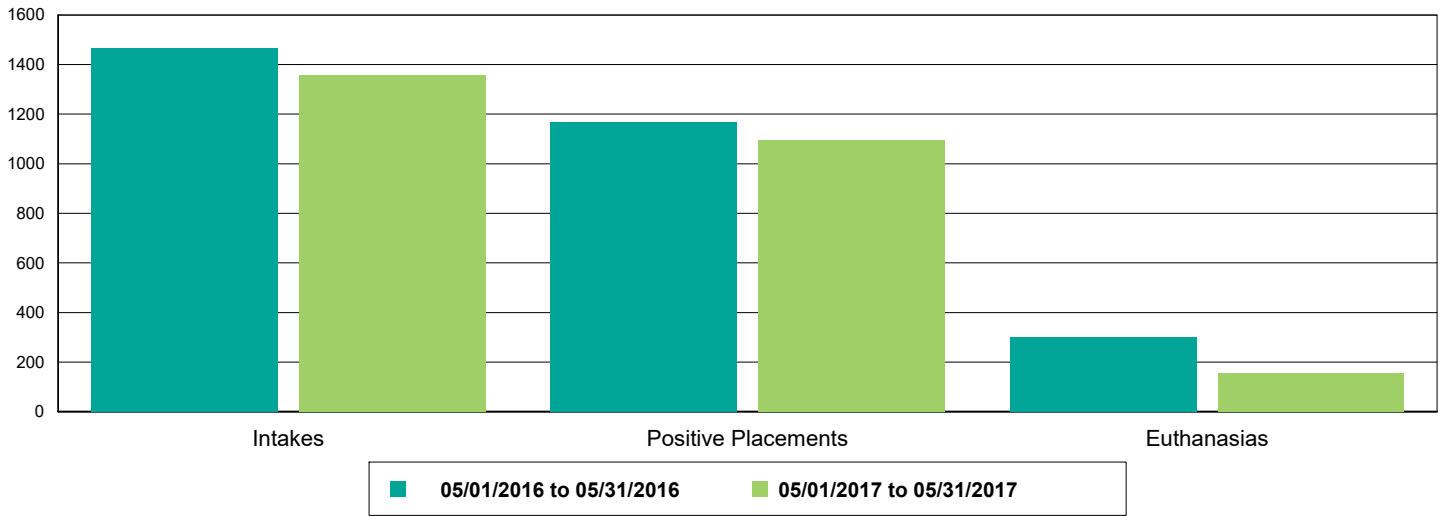
## Public Services

	05/01/16 to 05/31/16	05/01/17 to 05/31/17	Percent Change
<b>Dogs</b>	<b>1,726</b>	<b>1,606</b>	<b>-6.95%</b>
Owner Requested Euthanasia	151	154	1.99%
Public S/N Clinic - Microchips Implanted	115	85	-26.09%
Public S/N Clinic - Surgeries	228	216	-5.26%
Public S/N Clinic - Animals Vaccinated	109	137	25.69%
Bordetella	102	126	23.53%
DAPPv	102	121	18.63%
Deworming	13	17	30.77%
K9 H3N8	3	0	-100.00%
Rabies	85	110	29.41%
Vaccine Clinic - Microchips Implanted	306	98	-67.97%
Vaccine Clinic - Animals Vaccinated	1,253	1,236	-1.36%
Bordetella	923	939	1.73%
DAPPv	1,062	1,128	6.21%
Deworming	571	533	-6.65%
K9 H3N8	16	0	-100.00%
Parvo	93	0	-100.00%
Rabies	658	668	1.52%
<b>Cats</b>	<b>193</b>	<b>193</b>	<b>0.00%</b>
Owner Requested Euthanasia	43	30	-30.23%
Public S/N Clinic - Feline Testing - Cats Tested	1	1	0.00%
Public S/N Clinic - Microchips Implanted	33	15	-54.55%
Public S/N Clinic - Surgeries	60	62	3.33%
Public S/N Clinic - Animals Vaccinated	50	51	2.00%
Deworming	10	4	-60.00%
FeLV	27	15	-44.44%
FRCPC	0	49	4,900.00%
FVRCP	51	0	-100.00%
Rabies	47	48	2.13%
Vaccine Clinic - Microchips Implanted	26	7	-73.08%
Vaccine Clinic - Animals Vaccinated	76	103	35.53%
Deworming	23	33	43.48%
FeLV	34	23	-32.35%
FRCPC	66	89	34.85%
Rabies	39	54	38.46%
<b>Others</b>	<b>2</b>	<b>2</b>	<b>0.00%</b>
Owner Requested Euthanasia	2	2	0.00%

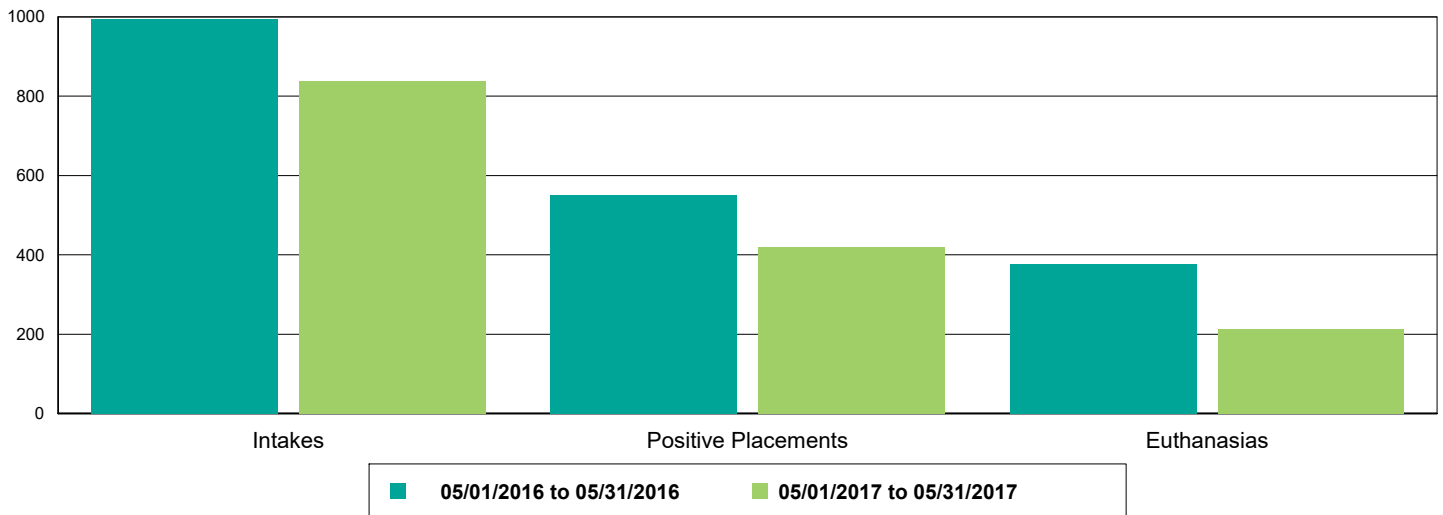
# The Animal Foundation Dashboard



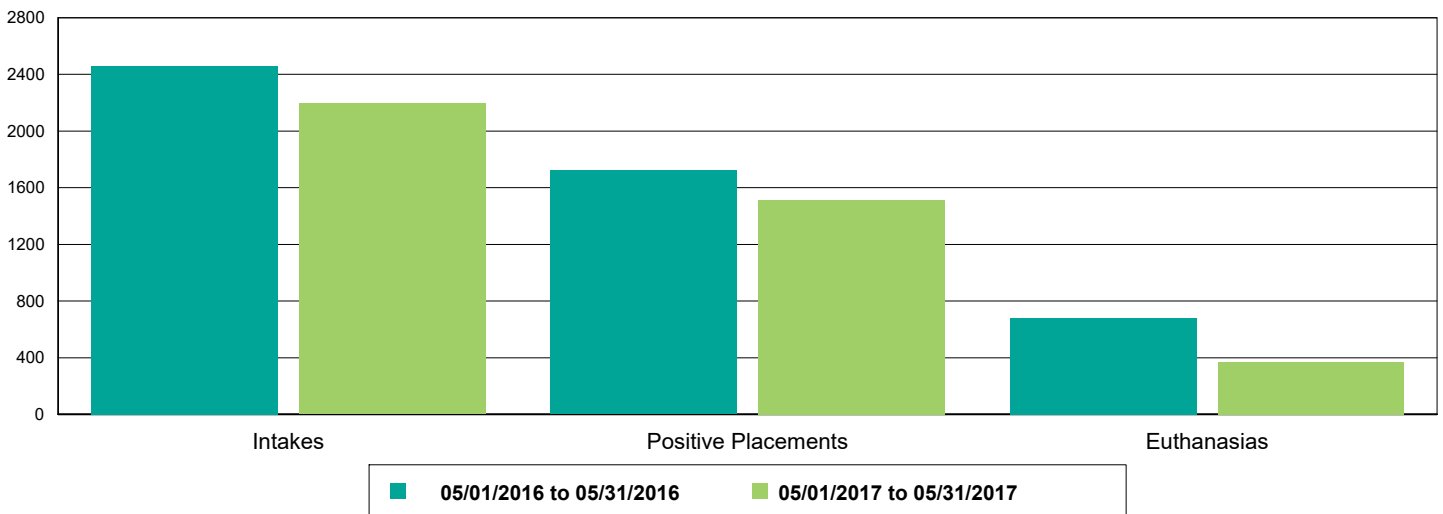
## Dog Intakes, Positive Placements, and Euthanasias



## Cat Intakes, Positive Placements, and Euthanasias



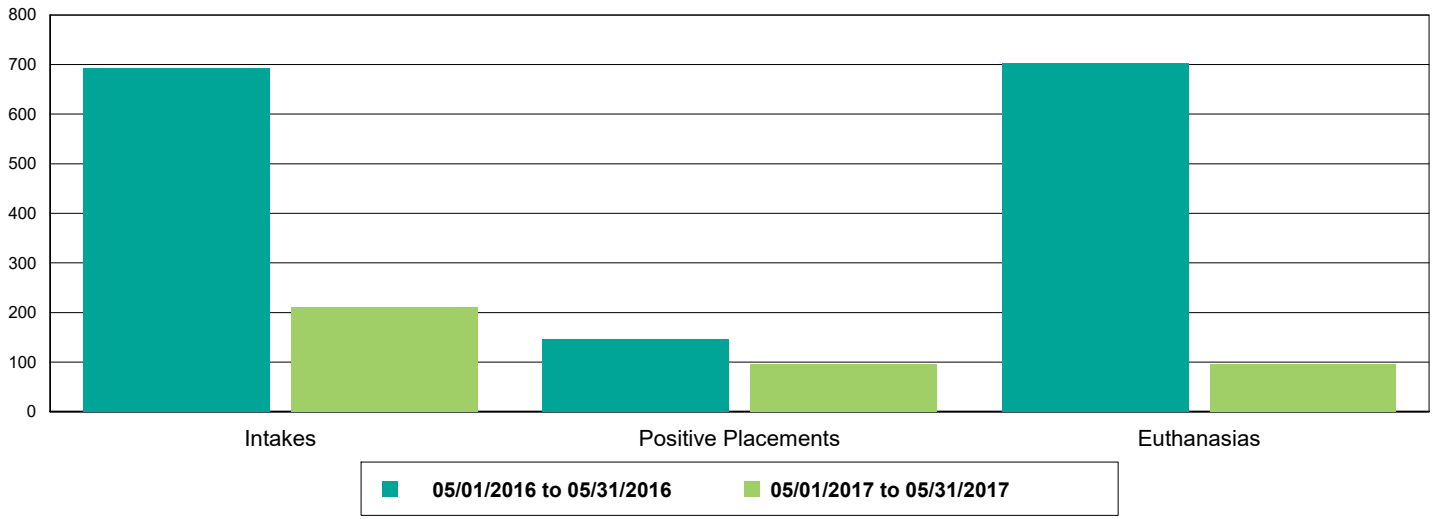
## Dogs And Cats Intakes, Positive Placements, and Euthanasias



# The Animal Foundation Dashboard



## Other Intakes, Positive Placements, and Euthanasias



# The Animal Foundation Dashboard



## Live Release, Euthanasia, and Adoption Return Rates

05/01/16 to 05/31/16

05/01/17 to 05/31/17

Percent Change

### All Jurisdictions

#### Total

Live Release Rate	56.64%	76.98%	35.91%
Euthanasia Rate	41.93%	22.30%	-46.82%
Adoption Return Rate	5.26%	5.66%	7.55%

#### Dogs

Live Release Rate	79.11%	87.19%	10.22%
Euthanasia Rate	20.42%	12.41%	-39.22%
Adoption Return Rate	6.30%	7.07%	12.30%

#### Young (<= 5 mo)

Live Release Rate	73.38%	89.90%	22.51%
Euthanasia Rate	25.18%	8.08%	-67.91%
Adoption Return Rate	1.20%	1.49%	23.88%

#### Adult (>= 6 mo)

Live Release Rate	79.70%	86.96%	9.11%
Euthanasia Rate	19.93%	12.78%	-35.86%
Adoption Return Rate	7.04%	7.92%	12.44%

#### Cats

Live Release Rate	58.54%	65.32%	11.59%
Euthanasia Rate	40.08%	33.28%	-16.97%
Adoption Return Rate	4.11%	3.06%	-25.70%

#### Young (<= 5 mo)

Live Release Rate	55.01%	65.00%	18.16%
Euthanasia Rate	42.64%	32.31%	-24.24%
Adoption Return Rate	2.48%	1.57%	-36.38%

#### Adult (>= 6 mo)

Live Release Rate	62.03%	65.54%	5.66%
Euthanasia Rate	37.55%	33.94%	-9.61%
Adoption Return Rate	7.02%	4.90%	-30.15%

#### Others

Live Release Rate	16.67%	49.48%	196.91%
Euthanasia Rate	80.25%	50.00%	-37.70%
Adoption Return Rate	2.06%	3.51%	70.18%

#### Young (<= 5 mo)

Live Release Rate	11.38%	64.71%	468.81%
Euthanasia Rate	84.13%	35.29%	-58.05%
Adoption Return Rate	0.00%	0.00%	0.00%

#### Adult (>= 6 mo)

Live Release Rate	20.68%	48.02%	132.19%
Euthanasia Rate	77.31%	51.41%	-33.50%
Adoption Return Rate	2.60%	3.70%	42.59%