

# The Animal Foundation Dashboard



## Intake Totals

	02/01/16 to 02/29/16	02/01/17 to 02/28/17	Percent Change
<b>All Jurisdictions</b>	<b>2,051</b>	<b>1,957</b>	<b>-4.58%</b>
<b>Dogs</b>	<b>1,310</b>	<b>1,156</b>	<b>-11.76%</b>
Picked up by Animal Control	791	716	-9.48%
Stray Animals	508	485	-4.53%
Owner Surrenders	84	87	3.57%
Confiscations	199	144	-27.64%
Dropped off at The Animal Foundation	519	440	-15.22%
Stray Animals	378	348	-7.94%
Owner Surrenders	100	58	-42.00%
Adoption Returns	41	34	-17.07%
<b>Cats</b>	<b>484</b>	<b>450</b>	<b>-7.02%</b>
Picked up by Animal Control	276	250	-9.42%
Stray Animals	217	151	-30.41%
Owner Surrenders	6	22	266.67%
Confiscations	53	77	45.28%
Dropped off at The Animal Foundation	208	200	-3.85%
Stray Animals	156	169	8.33%
Owner Surrenders	44	24	-45.45%
Adoption Returns	8	7	-12.50%
<b>Others</b>	<b>257</b>	<b>351</b>	<b>36.58%</b>
Picked up by Animal Control	229	319	39.30%
Stray Animals	90	23	-74.44%
Owner Surrenders	134	290	116.42%
Confiscations	5	6	20.00%
Dropped off at The Animal Foundation	28	32	14.29%
Stray Animals	20	29	45.00%
Owner Surrenders	6	3	-50.00%
Adoption Returns	2	0	-100.00%

# The Animal Foundation Dashboard



## Outcome Totals

	02/01/16 to 02/29/16	02/01/17 to 02/28/17	Percent Change
<b>All Jurisdictions</b>	<b>1,965</b>	<b>1,923</b>	<b>-2.14%</b>
<b>Dogs</b>	<b>1,219</b>	<b>1,095</b>	<b>-10.17%</b>
Adoption	552	419	-24.09%
Died	7	3	-57.14%
Euthanasia	169	118	-30.18%
Missing/Escaped	1	1	0.00%
Returned to Owner	349	307	-12.03%
Transfer	141	247	75.18%
<b>Cats</b>	<b>506</b>	<b>462</b>	<b>-8.70%</b>
Adoption	139	151	8.63%
Died	1	4	300.00%
Euthanasia	218	88	-59.63%
Missing/Escaped	2	0	-100.00%
Returned to Owner	25	27	8.00%
RTF	15	26	73.33%
SNR	59	124	110.17%
Transfer	47	42	-10.64%
<b>Others</b>	<b>240</b>	<b>366</b>	<b>52.50%</b>
Adoption	40	155	287.50%
Died	3	2	-33.33%
Euthanasia	177	203	14.69%
Missing/Escaped	1	0	-100.00%
Returned to Owner	3	1	-66.67%
Transfer	16	5	-68.75%

# The Animal Foundation Dashboard



## Foster Statistics

02/01/16 to 02/29/16

02/01/17 to 02/28/17

Percent Change

### All Jurisdictions

#### Total

<b>Animals Sent to Foster</b>	80	84	5.00%
<b>Animal Returned from Foster</b>	28	70	150.00%
<b>Foster Parents</b>	48	62	29.17%
<b>Avg. Time in Foster</b>	32	38	18.96%

#### Dogs

<b>Animals Sent to Foster</b>	46	53	15.22%
<b>Animal Returned from Foster</b>	10	31	210.00%
<b>Foster Parents</b>	39	43	10.26%
<b>Avg. Time in Foster</b>	25	30	20.14%

#### Cats

<b>Animals Sent to Foster</b>	6	27	350.00%
<b>Animal Returned from Foster</b>	11	33	200.00%
<b>Foster Parents</b>	6	16	166.67%
<b>Avg. Time in Foster</b>	33	49	50.20%

#### Others

<b>Animals Sent to Foster</b>	28	4	-85.71%
<b>Animal Returned from Foster</b>	7	6	-14.29%
<b>Foster Parents</b>	4	3	-25.00%
<b>Avg. Time in Foster</b>	42	23	-46.32%

# The Animal Foundation Dashboard



## Shelter Surgery Totals

02/01/16 to 02/29/16

02/01/17 to 02/28/17

Percent Change

All Jurisdictions	839	1,010	16.93%
<b>Dogs</b>	<b>648</b>	<b>582</b>	<b>-11.34%</b>
Spay/Neuter	623	521	-19.58%
Adoption	400	289	-38.41%
Transfer to Partner	59	84	29.76%
Returned to Owner	128	106	-20.75%
Other Outcomes	36	42	14.29%
Other Surgery	25	16	-56.25%
Adoption	16	4	-300.00%
Transfer to Partner	1	2	50.00%
Returned to Owner	1	3	66.67%
Other Outcomes	7	7	0.00%
ECOLLAR	0	12	100.00%
Adoption	0	3	100.00%
Transfer to Partner	0	1	100.00%
Returned to Owner	0	5	100.00%
Other Outcomes	0	3	100.00%
EAR CLEANING	0	33	100.00%
Adoption	0	7	100.00%
Transfer to Partner	0	18	100.00%
Returned to Owner	0	2	100.00%
Other Outcomes	0	6	100.00%
<b>Cats</b>	<b>170</b>	<b>414</b>	<b>58.94%</b>
Spay/Neuter	167	394	57.61%
Adoption	70	91	23.08%
Transfer to Partner	15	10	-50.00%
Returned to Owner	5	7	28.57%
SNR	50	126	60.32%
TNR	19	150	87.33%
Other Outcomes	8	10	20.00%
Other Surgery	3	6	50.00%
Adoption	2	2	0.00%
Transfer to Partner	0	1	100.00%
Other Outcomes	1	3	66.67%
ECOLLAR	0	1	100.00%
Other Outcomes	0	1	100.00%
EAR CLEANING	0	13	100.00%
Adoption	0	3	100.00%
Transfer to Partner	0	2	100.00%
Returned to Owner	0	1	100.00%
SNR	0	1	100.00%
Other Outcomes	0	6	100.00%
<b>Others</b>	<b>21</b>	<b>14</b>	<b>-50.00%</b>
Spay/Neuter	21	14	-50.00%

# The Animal Foundation Dashboard



<b>Adoption</b>	20	11	-81.82%
<b>Returned to Owner</b>	0	1	100.00%
<b>Other Outcomes</b>	1	2	50.00%

# The Animal Foundation Dashboard



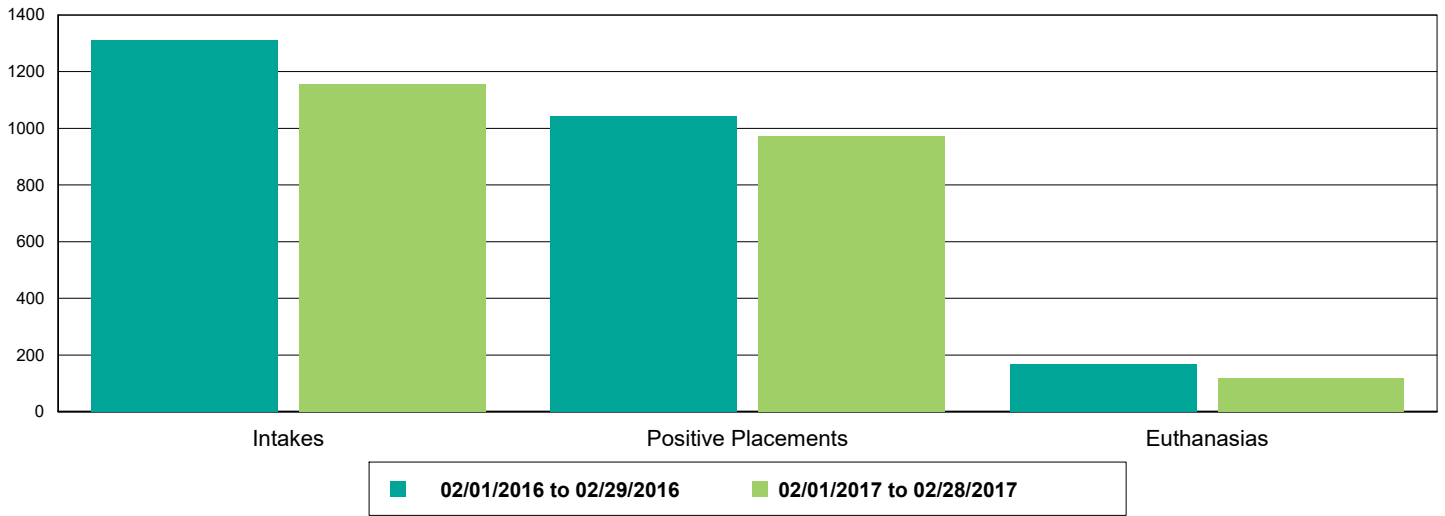
## Public Services

	02/01/16 to 02/29/16	02/01/17 to 02/28/17	Percent Change
<b>Dogs</b>	<b>1,573</b>	<b>1,402</b>	<b>-10.87%</b>
Owner Requested Euthanasia	142	128	-9.86%
Public S/N Clinic - Microchips Implanted	64	74	15.63%
Public S/N Clinic - Surgeries	185	157	-15.14%
Public S/N Clinic - Animals Vaccinated	111	100	-9.91%
Bordetella	108	93	-13.89%
DAPPv	100	93	-7.00%
Deworming	10	16	60.00%
Rabies	79	85	7.59%
Vaccine Clinic - Microchips Implanted	110	103	-6.36%
Vaccine Clinic - Animals Vaccinated	1,233	1,107	-10.22%
Bordetella	1,005	821	-18.31%
DAPPv	1,116	999	-10.48%
Deworming	551	583	5.81%
K9 H3N8	11	0	-100.00%
Parvo	53	1	-98.11%
Rabies	645	535	-17.05%
<b>Cats</b>	<b>196</b>	<b>146</b>	<b>-25.51%</b>
Owner Requested Euthanasia	43	46	6.98%
Public S/N Clinic - Feline Testing - Cats Tested	1	2	100.00%
Public S/N Clinic - Microchips Implanted	21	17	-19.05%
Public S/N Clinic - Surgeries	64	40	-37.50%
Public S/N Clinic - Animals Vaccinated	50	31	-38.00%
Deworming	0	1	100.00%
FeLV	27	12	-55.56%
FRCPC	1	31	3,000.00%
FVRCP	43	0	-100.00%
Rabies	45	30	-33.33%
Vaccine Clinic - Microchips Implanted	4	6	50.00%
Vaccine Clinic - Animals Vaccinated	93	61	-34.41%
Deworming	14	14	0.00%
FeLV	51	20	-60.78%
FRCPC	79	56	-29.11%
Rabies	67	36	-46.27%
<b>Others</b>	<b>2</b>	<b>2</b>	<b>0.00%</b>
Owner Requested Euthanasia	2	2	0.00%

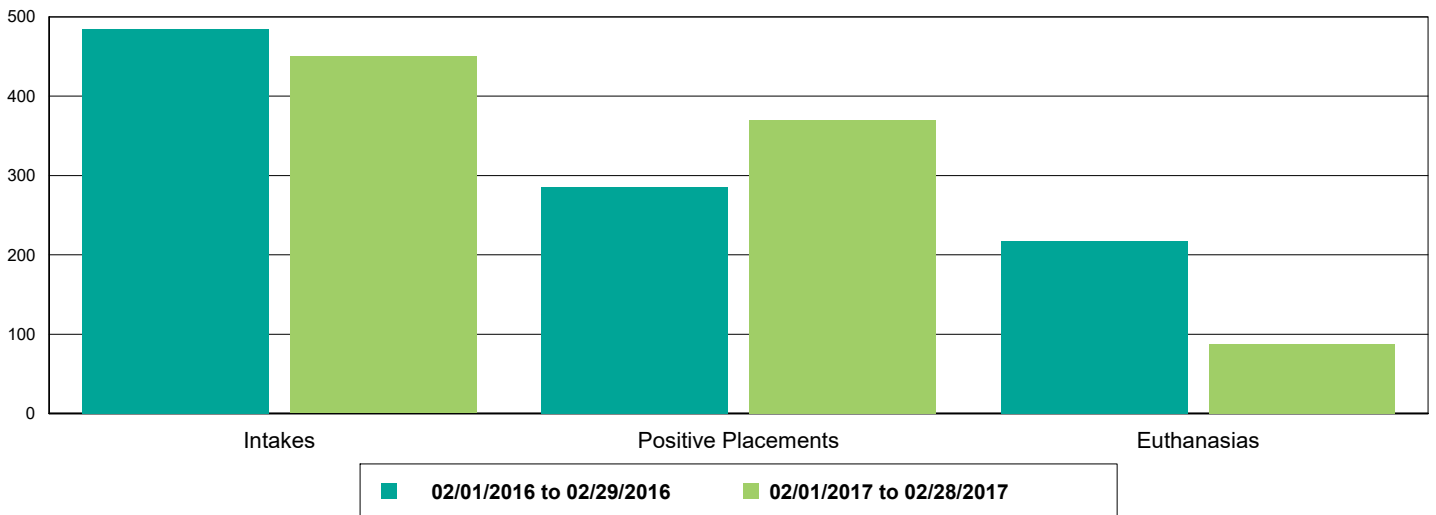
# The Animal Foundation Dashboard



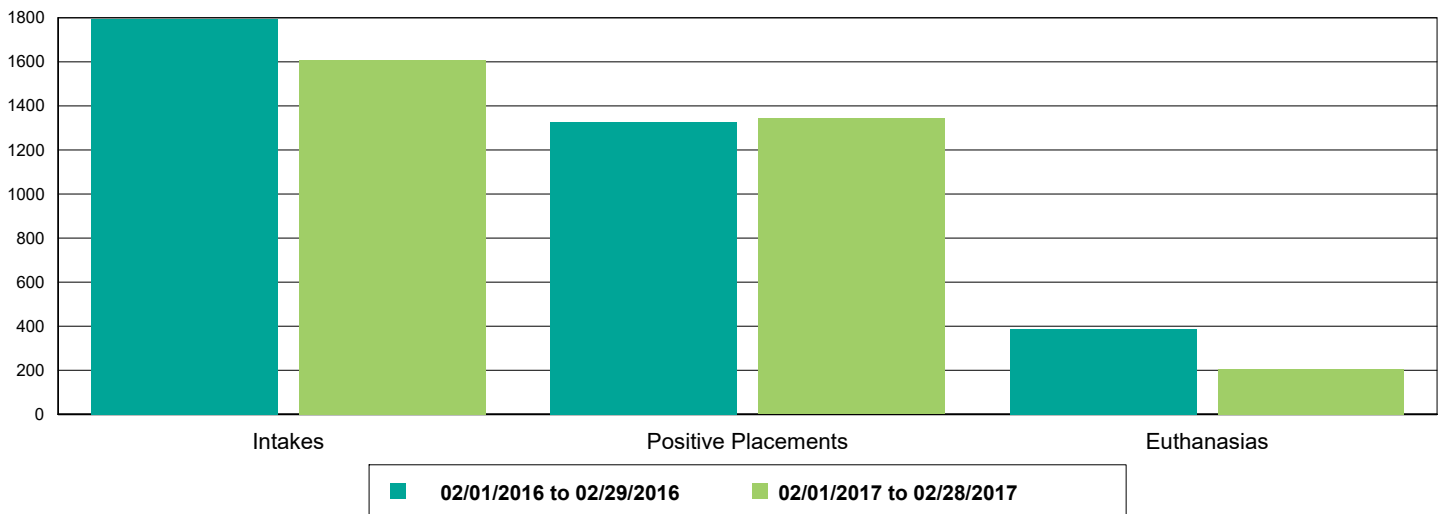
## *Dog Intakes, Positive Placements, and Euthanasias*



## *Cat Intakes, Positive Placements, and Euthanasias*



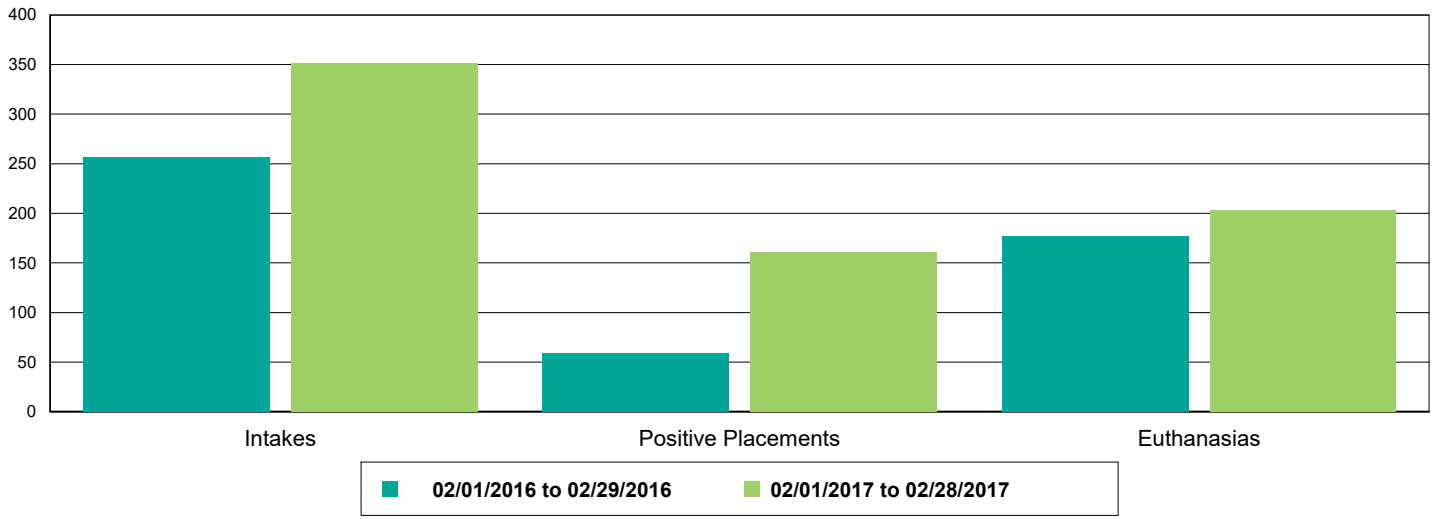
## *Dogs And Cats Intakes, Positive Placements, and Euthanasias*



# The Animal Foundation Dashboard



## Other Intakes, Positive Placements, and Euthanasias





# The Animal Foundation Dashboard



## Live Release, Euthanasia, and Adoption Return Rates

02/01/16 to 02/29/16

02/01/17 to 02/28/17

Percent Change

### All Jurisdictions

#### Total

Live Release Rate	70.53%	78.22%	10.90%
Euthanasia Rate	28.70%	21.26%	-25.94%
Adoption Return Rate	6.98%	5.66%	-18.94%

#### Dogs

Live Release Rate	85.48%	88.87%	3.96%
Euthanasia Rate	13.86%	10.77%	-22.34%
Adoption Return Rate	7.43%	8.11%	9.25%

#### Young (<= 5 mo)

Live Release Rate	90.24%	90.91%	0.74%
Euthanasia Rate	8.54%	6.49%	-23.93%
Adoption Return Rate	4.76%	2.08%	-56.25%

#### Adult (>= 6 mo)

Live Release Rate	85.14%	88.71%	4.20%
Euthanasia Rate	14.25%	11.09%	-22.17%
Adoption Return Rate	7.65%	8.89%	16.32%

#### Cats

Live Release Rate	56.32%	80.09%	42.19%
Euthanasia Rate	43.08%	19.05%	-55.79%
Adoption Return Rate	5.76%	4.64%	-19.45%

#### Young (<= 5 mo)

Live Release Rate	46.15%	91.23%	97.66%
Euthanasia Rate	48.72%	8.77%	-81.99%
Adoption Return Rate	0.00%	2.50%	250.00%

#### Adult (>= 6 mo)

Live Release Rate	57.17%	78.52%	37.33%
Euthanasia Rate	42.61%	20.49%	-51.91%
Adoption Return Rate	6.35%	5.41%	-14.86%

#### Others

Live Release Rate	24.58%	43.99%	78.94%
Euthanasia Rate	73.75%	55.46%	-24.79%
Adoption Return Rate	5.00%	0.00%	-100.00%

#### Young (<= 5 mo)

Live Release Rate	100.00%	81.82%	-18.18%
Euthanasia Rate	0.00%	18.18%	1,818.18%
Adoption Return Rate	0.00%	0.00%	0.00%

#### Adult (>= 6 mo)

Live Release Rate	23.95%	42.82%	78.78%
Euthanasia Rate	74.37%	56.62%	-23.87%
Adoption Return Rate	5.26%	0.00%	-100.00%