

The Animal Foundation Dashboard



Intake Totals

	01/01/16 to 01/31/16	01/01/17 to 01/31/17	Percent Change
All Jurisdictions	1,832	1,980	8.08%
Dogs	1,178	1,290	9.51%
<u>Picked up by Animal Control</u>	641	738	15.13%
<u>Stray Animals</u>	474	538	13.50%
<u>Owner Surrenders</u>	46	47	2.17%
<u>Confiscations</u>	121	153	26.45%
Dropped off at The Animal Foundation	537	552	2.79%
<u>Stray Animals</u>	385	422	9.61%
<u>Owner Surrenders</u>	106	88	-16.98%
<u>Adoption Returns</u>	46	42	-8.70%
Cats	531	496	-6.59%
<u>Picked up by Animal Control</u>	235	226	-3.83%
<u>Stray Animals</u>	174	137	-21.26%
<u>Owner Surrenders</u>	11	48	336.36%
<u>Confiscations</u>	50	41	-18.00%
Dropped off at The Animal Foundation	296	270	-8.78%
<u>Stray Animals</u>	242	214	-11.57%
<u>Owner Surrenders</u>	42	50	19.05%
<u>Adoption Returns</u>	11	6	-45.45%
<u>Born at TAF</u>	1	0	-100.00%
Others	123	194	57.72%
<u>Picked up by Animal Control</u>	90	158	75.56%
<u>Stray Animals</u>	56	42	-25.00%
<u>Owner Surrenders</u>	22	102	363.64%
<u>Confiscations</u>	12	14	16.67%
Dropped off at The Animal Foundation	33	36	9.09%
<u>Stray Animals</u>	25	32	28.00%
<u>Owner Surrenders</u>	4	4	0.00%
<u>Adoption Returns</u>	1	0	-100.00%
<u>Born at TAF</u>	3	0	-100.00%

The Animal Foundation Dashboard



Outcome Totals

	01/01/16 to 01/31/16	01/01/17 to 01/31/17	Percent Change
All Jurisdictions	1,834	1,947	6.16%
Dogs	1,155	1,256	8.74%
Adoption	526	521	-0.95%
Died	3	1	-66.67%
Euthanasia	182	160	-12.09%
Returned to Owner	280	335	19.64%
Transfer	164	239	45.73%
Cats	557	489	-12.21%
Adoption	212	163	-23.11%
Died	4	4	0.00%
Euthanasia	202	109	-46.04%
Missing/Escaped	1	0	-100.00%
Returned to Owner	27	20	-25.93%
RTF	17	27	58.82%
SNR	68	103	51.47%
Transfer	26	63	142.31%
Others	122	202	65.57%
Adoption	36	130	261.11%
Died	3	7	133.33%
Euthanasia	24	44	83.33%
Missing/Escaped	5	0	-100.00%
Returned to Owner	29	7	-75.86%
Transfer	25	14	-44.00%

The Animal Foundation Dashboard



Foster Statistics

01/01/16 to 01/31/16

01/01/17 to 01/31/17

Percent Change

All Jurisdictions

Total

Animals Sent to Foster	54	71	31.48%
Animal Returned from Foster	59	87	47.46%
Foster Parents	37	36	-2.70%
Avg. Time in Foster	32	31	-4.84%

Dogs

Animals Sent to Foster	23	31	34.78%
Animal Returned from Foster	24	33	37.50%
Foster Parents	18	19	5.56%
Avg. Time in Foster	25	20	-18.87%

Cats

Animals Sent to Foster	21	32	52.38%
Animal Returned from Foster	30	42	40.00%
Foster Parents	15	14	-6.67%
Avg. Time in Foster	41	42	3.08%

Others

Animals Sent to Foster	10	8	-20.00%
Animal Returned from Foster	5	12	140.00%
Foster Parents	5	5	0.00%
Avg. Time in Foster	20	22	7.59%

The Animal Foundation Dashboard



Shelter Surgery Totals

	01/01/16 to 01/31/16	01/01/17 to 01/31/17	Percent Change
All Jurisdictions	894	1,079	17.15%
Dogs	605	616	1.79%
Spay/Neuter	595	592	-0.51%
Adoption	416	384	-8.33%
Transfer to Partner	86	110	21.82%
Returned to Owner	80	95	15.79%
Other Outcomes	13	3	-333.33%
Other Surgery	10	24	58.33%
Adoption	5	16	68.75%
Transfer to Partner	0	3	100.00%
Returned to Owner	1	1	0.00%
Other Outcomes	4	4	0.00%
Cats	263	395	33.42%
Spay/Neuter	259	395	34.43%
Adoption	148	119	-24.37%
Transfer to Partner	12	19	36.84%
Returned to Owner	4	1	-300.00%
SNR	62	104	40.38%
TNR	23	147	84.35%
Other Outcomes	10	5	-100.00%
Other Surgery	4	0	-400.00%
Other Outcomes	4	0	-400.00%
Others	26	68	61.76%
Spay/Neuter	26	68	61.76%
Adoption	18	34	47.06%
Transfer to Partner	7	7	0.00%
Returned to Owner	0	3	100.00%
Other Outcomes	1	24	95.83%

The Animal Foundation Dashboard



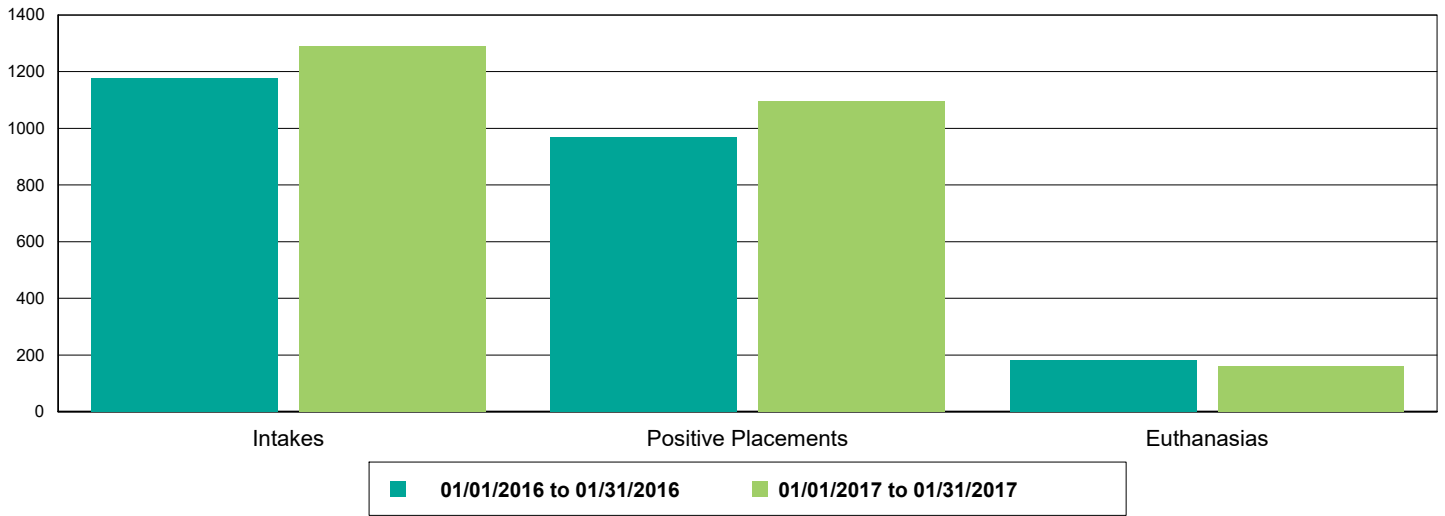
Public Services

	01/01/16 to 01/31/16	01/01/17 to 01/31/17	Percent Change
Dogs	1,413	1,358	-3.89%
Owner Requested Euthanasia	144	134	-6.94%
Public S/N Clinic - Microchips Implanted	58	72	24.14%
Public S/N Clinic - Surgeries	170	139	-18.24%
Public S/N Clinic - Animals Vaccinated	99	102	3.03%
Bordetella	94	92	-2.13%
DAPPv	85	89	4.71%
Deworming	8	24	200.00%
K9 H3N8	4	0	-100.00%
Rabies	63	83	31.75%
Vaccine Clinic - Microchips Implanted	106	98	-7.55%
Vaccine Clinic - Animals Vaccinated	1,101	1,078	-2.09%
Bordetella	922	819	-11.17%
DAPPv	1,000	991	-0.90%
Deworming	586	579	-1.19%
K9 H3N8	21	0	-100.00%
Parvo	57	0	-100.00%
Rabies	548	478	-12.77%
Cats	204	183	-10.29%
Owner Requested Euthanasia	42	54	28.57%
Public S/N Clinic - Feline Testing - Cats Tested	1	3	200.00%
Public S/N Clinic - Microchips Implanted	22	14	-36.36%
Public S/N Clinic - Surgeries	73	41	-43.84%
Public S/N Clinic - Animals Vaccinated	56	36	-35.71%
Deworming	3	5	66.67%
FeLV	26	24	-7.69%
FRCPC	0	36	3,600.00%
FVRCP	54	0	-100.00%
Rabies	48	33	-31.25%
Vaccine Clinic - Microchips Implanted	4	3	-25.00%
Vaccine Clinic - Animals Vaccinated	96	90	-6.25%
Deworming	17	24	41.18%
FeLV	34	41	20.59%
FRCPC	83	74	-10.84%
Rabies	60	63	5.00%
Others	3	3	0.00%
Owner Requested Euthanasia	3	3	0.00%

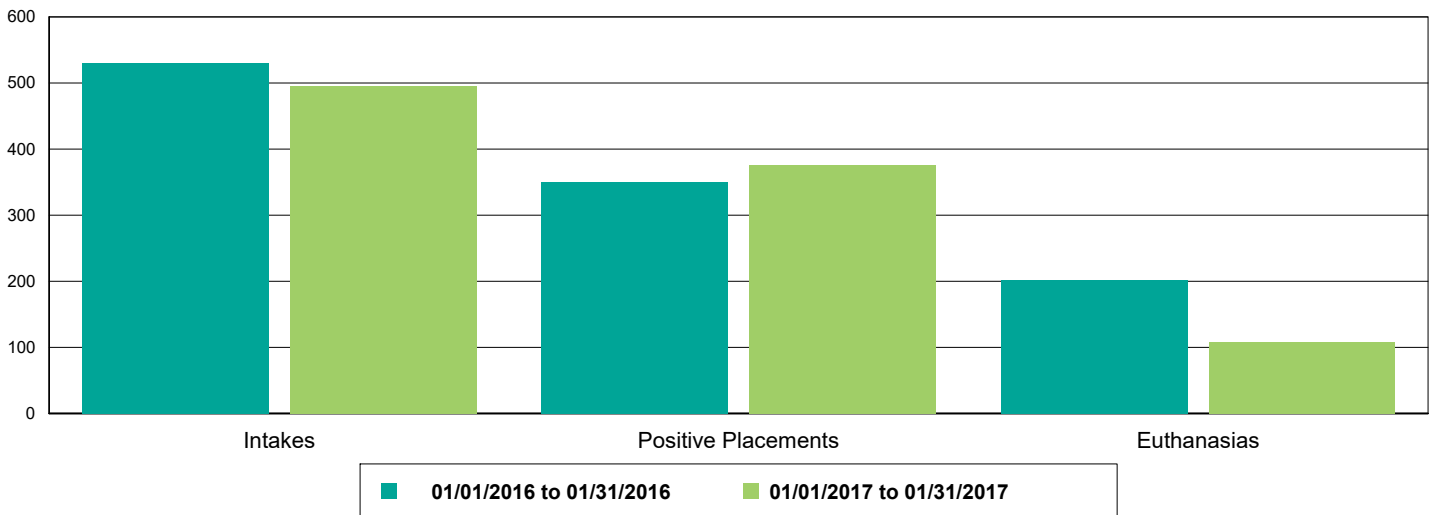
The Animal Foundation Dashboard



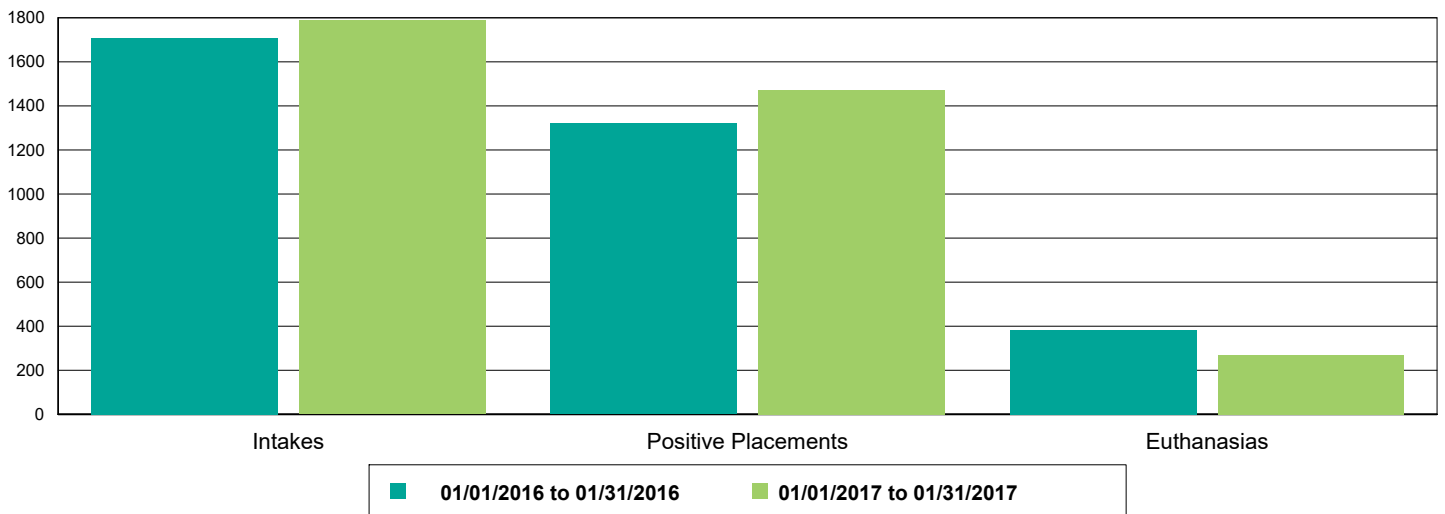
Dog Intakes, Positive Placements, and Euthanasias



Cat Intakes, Positive Placements, and Euthanasias



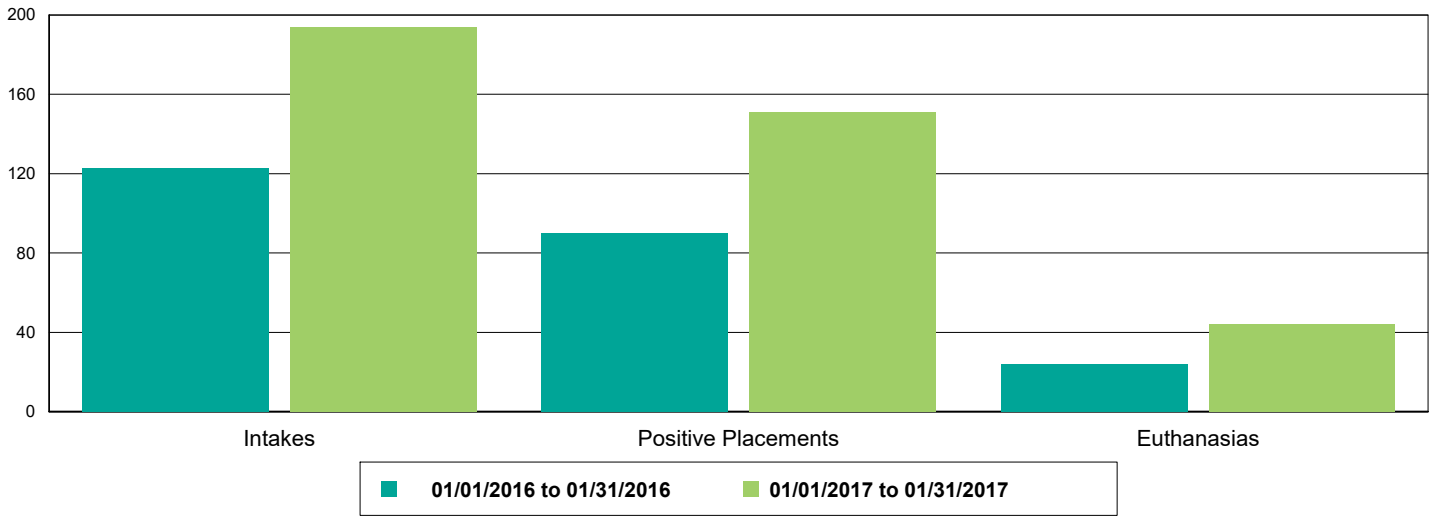
Dogs And Cats Intakes, Positive Placements, and Euthanasias



The Animal Foundation Dashboard



Other Intakes, Positive Placements, and Euthanasias



The Animal Foundation Dashboard



Live Release, Euthanasia, and Adoption Return Rates

01/01/16 to 01/31/16

01/01/17 to 01/31/17

Percent Change

All Jurisdictions

Total

Live Release Rate	76.88%	83.32%	8.37%
Euthanasia Rate	22.25%	16.07%	-27.77%
Adoption Return Rate	7.49%	5.90%	-21.31%

Dogs

Live Release Rate	83.98%	87.19%	3.82%
Euthanasia Rate	15.76%	12.73%	-19.22%
Adoption Return Rate	8.75%	8.06%	-7.82%

Young (<= 5 mo)

Live Release Rate	100.00%	88.31%	-11.69%
Euthanasia Rate	0.00%	10.39%	1,038.96%
Adoption Return Rate	5.88%	3.51%	-40.35%

Adult (>= 6 mo)

Live Release Rate	83.18%	87.12%	4.73%
Euthanasia Rate	16.55%	12.88%	-22.15%
Adoption Return Rate	8.94%	8.62%	-3.61%

Cats

Live Release Rate	62.84%	76.89%	22.37%
Euthanasia Rate	36.27%	22.29%	-38.54%
Adoption Return Rate	5.19%	3.68%	-29.06%

Young (<= 5 mo)

Live Release Rate	83.54%	91.00%	8.92%
Euthanasia Rate	15.19%	7.00%	-53.92%
Adoption Return Rate	1.61%	1.43%	-11.43%

Adult (>= 6 mo)

Live Release Rate	59.41%	73.26%	23.31%
Euthanasia Rate	39.75%	26.22%	-34.03%
Adoption Return Rate	6.67%	5.38%	-19.35%

Others

Live Release Rate	73.77%	74.75%	1.33%
Euthanasia Rate	19.67%	21.78%	10.73%
Adoption Return Rate	2.78%	0.00%	-100.00%

Young (<= 5 mo)

Live Release Rate	0.00%	100.00%	10,000.00%
Euthanasia Rate	22.22%	0.00%	-100.00%
Adoption Return Rate	0.00%	0.00%	0.00%

Adult (>= 6 mo)

Live Release Rate	79.65%	73.58%	-7.62%
Euthanasia Rate	19.47%	22.80%	17.10%
Adoption Return Rate	2.78%	0.00%	-100.00%