

The Animal Foundation Dashboard



Intake Totals

	01/01/15 to 12/31/15	01/01/16 to 12/31/16	Percent Change
All Jurisdictions	30,401	29,245	-3.80%
Dogs	16,627	17,024	2.39%
Picked up by Animal Control	9,210	9,708	5.41%
Stray Animals	6,635	6,744	1.64%
Owner Surrenders	665	669	0.60%
Confiscations	1,910	2,295	20.16%
Dropped off at The Animal Foundation	7,417	7,316	-1.36%
Stray Animals	4,726	4,941	4.55%
Owner Surrenders	2,085	1,772	-15.01%
Adoption Returns	552	585	5.98%
Born at TAF	54	18	-66.67%
Cats	11,623	8,683	-25.29%
Picked up by Animal Control	7,067	4,146	-41.33%
Stray Animals	5,843	3,064	-47.56%
Owner Surrenders	420	287	-31.67%
Confiscations	804	795	-1.12%
Dropped off at The Animal Foundation	4,556	4,537	-0.42%
Stray Animals	3,418	3,485	1.96%
Owner Surrenders	916	923	0.76%
Adoption Returns	121	105	-13.22%
Born at TAF	101	24	-76.24%
Others	2,151	3,538	64.48%
Picked up by Animal Control	1,509	2,812	86.35%
Stray Animals	716	748	4.47%
Owner Surrenders	228	1,181	417.98%
Confiscations	564	883	56.56%
Born at TAF	1	0	-100.00%
Dropped off at The Animal Foundation	642	726	13.08%
Stray Animals	412	353	-14.32%
Owner Surrenders	173	137	-20.81%
Adoption Returns	13	12	-7.69%
Born at TAF	44	224	409.09%

The Animal Foundation Dashboard



Outcome Totals

	01/01/15 to 12/31/15	01/01/16 to 12/31/16	Percent Change
All Jurisdictions	30,565	29,176	-4.54%
Dogs	16,780	16,949	1.01%
Adoption	7,604	7,295	-4.06%
Died	52	52	0.00%
Euthanasia	3,050	3,045	-0.16%
Missing/Escaped	14	15	7.14%
Returned to Owner	4,047	4,166	2.94%
Transfer	2,013	2,376	18.03%
Cats	11,643	8,759	-24.77%
Adoption	3,664	3,134	-14.47%
Died	111	89	-19.82%
Euthanasia	6,359	3,055	-51.96%
Missing/Escaped	19	9	-52.63%
Returned to Owner	530	364	-31.32%
RTF	251	308	22.71%
SNR	380	1,139	199.74%
Transfer	329	661	100.91%
Others	2,142	3,468	61.90%
Adoption	965	810	-16.06%
Died	94	132	40.43%
Euthanasia	756	2,003	164.95%
Missing/Escaped	20	21	5.00%
Returned to Owner	81	96	18.52%
RTF	3	0	-100.00%
Transfer	223	406	82.06%

The Animal Foundation Dashboard



Foster Statistics

01/01/15 to 12/31/15

01/01/16 to 12/31/16

Percent Change

All Jurisdictions

Total

Animals Sent to Foster	1,554	1,569	0.97%
Animal Returned from Foster	1,610	1,507	-6.40%
Foster Parents	412	410	-0.49%
Avg. Time in Foster	34	32	-6.53%

Dogs

Animals Sent to Foster	442	458	3.62%
Animal Returned from Foster	470	438	-6.81%
Foster Parents	199	214	7.54%
Avg. Time in Foster	36	27	-26.34%

Cats

Animals Sent to Foster	1,038	936	-9.83%
Animal Returned from Foster	1,052	920	-12.55%
Foster Parents	236	215	-8.90%
Avg. Time in Foster	33	36	8.51%

Others

Animals Sent to Foster	74	175	136.49%
Animal Returned from Foster	88	149	69.32%
Foster Parents	24	33	37.50%
Avg. Time in Foster	42	26	-38.01%

The Animal Foundation Dashboard



Shelter Surgery Totals

	01/01/15 to 12/31/15	01/01/16 to 12/31/16	Percent Change
All Jurisdictions	12,216	13,077	6.58%
Dogs	8,446	8,206	-2.92%
Spay/Neuter	8,184	7,930	-3.20%
Adoption	5,614	5,324	-5.45%
Transfer to Partner	1,021	1,088	6.16%
Returned to Owner	1,315	1,333	1.35%
Other Outcomes	234	185	-26.49%
Other Surgery	262	276	5.07%
Adoption	153	147	-4.08%
Transfer to Partner	32	33	3.03%
Returned to Owner	11	5	-120.00%
Other Outcomes	66	91	27.47%
Cats	3,497	4,579	23.63%
Spay/Neuter	3,453	4,526	23.71%
Adoption	2,752	2,260	-21.77%
Transfer to Partner	104	117	11.11%
Returned to Owner	78	54	-44.44%
SNR	336	1,111	69.76%
TNR	19	847	97.76%
Other Outcomes	164	137	-19.71%
Other Surgery	44	53	16.98%
Adoption	21	22	4.55%
Transfer to Partner	1	0	-100.00%
SNR	1	2	50.00%
TNR	0	4	100.00%
Other Outcomes	21	25	16.00%
Others	273	292	6.51%
Spay/Neuter	271	291	6.87%
Adoption	242	249	2.81%
Transfer to Partner	20	22	9.09%
Other Outcomes	9	20	55.00%
Other Surgery	2	1	-100.00%
Adoption	1	1	0.00%
Other Outcomes	1	0	-100.00%

The Animal Foundation Dashboard



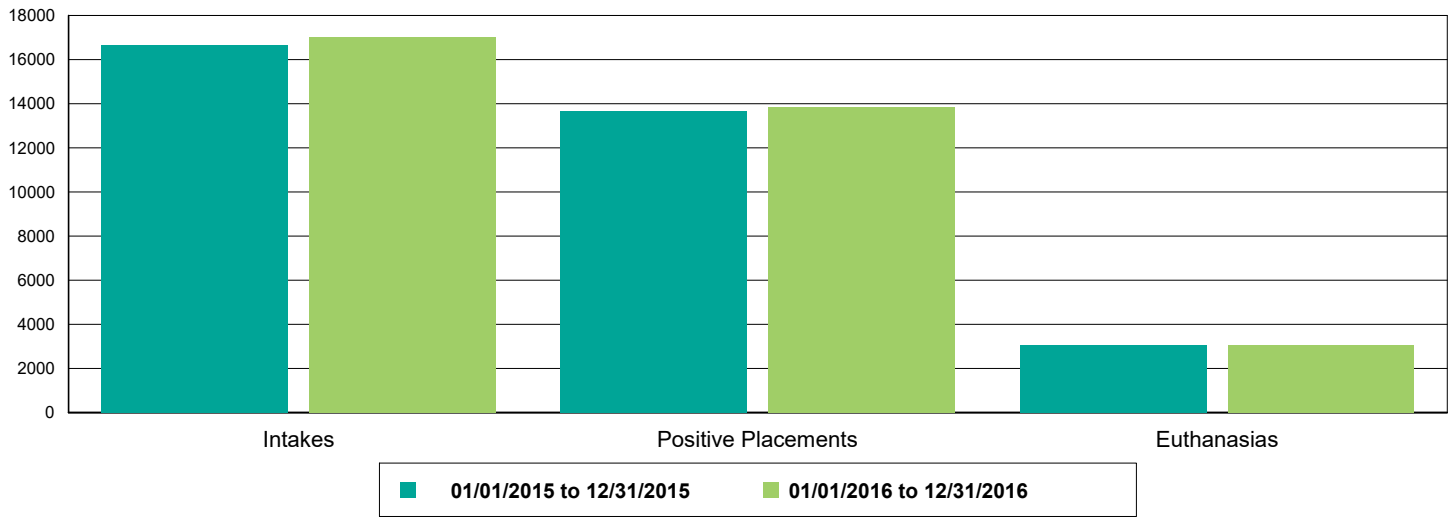
Public Services

	01/01/15 to 12/31/15	01/01/16 to 12/31/16	Percent Change
Dogs	14,752	14,539	-1.44%
Owner Requested Euthanasia	1,602	1,755	9.55%
Public S/N Clinic - Microchips Implanted	741	672	-9.31%
Public S/N Clinic - Surgeries	2,089	1,866	-10.67%
Public S/N Clinic - Animals Vaccinated	1,355	1,102	-18.67%
Bordetella	1,278	1,024	-19.87%
DAPPv	1,248	974	-21.96%
Deworming	140	116	-17.14%
FVRCP	0	1	100.00%
K9 H3N8	17	13	-23.53%
Rabies	991	837	-15.54%
Vaccine Clinic - Microchips Implanted	1,538	1,295	-15.80%
Vaccine Clinic - Animals Vaccinated	11,449	11,138	-2.72%
Bordetella	10,888	10,663	-2.07%
DAPPv	12,215	12,043	-1.41%
Deworming	5,930	6,168	4.01%
K9 H3N8	157	115	-26.75%
Parvo	904	637	-29.54%
Rabies	7,527	7,279	-3.29%
Cats	2,234	2,277	1.92%
Owner Requested Euthanasia	492	585	18.90%
Public S/N Clinic - Feline Testing - Cats Tested	22	12	-45.45%
Public S/N Clinic - Microchips Implanted	231	201	-12.99%
Public S/N Clinic - Surgeries	630	582	-7.62%
Public S/N Clinic - Animals Vaccinated	553	475	-14.10%
Deworming	50	42	-16.00%
FeLV	244	254	4.10%
FRCPC	0	56	5,600.00%
FVRCP	541	400	-26.06%
Rabies	486	437	-10.08%
Vaccine Clinic - Microchips Implanted	213	133	-37.56%
Vaccine Clinic - Animals Vaccinated	1,121	1,160	3.48%
Deworming	345	310	-10.14%
FeLV	430	482	12.09%
FRCPC	1,122	1,113	-0.80%
Rabies	761	814	6.96%
Others	32	39	21.88%
Owner Requested Euthanasia	32	38	18.75%
Vaccine Clinic - Animals Vaccinated	1	1	0.00%
Rabies	0	1	100.00%

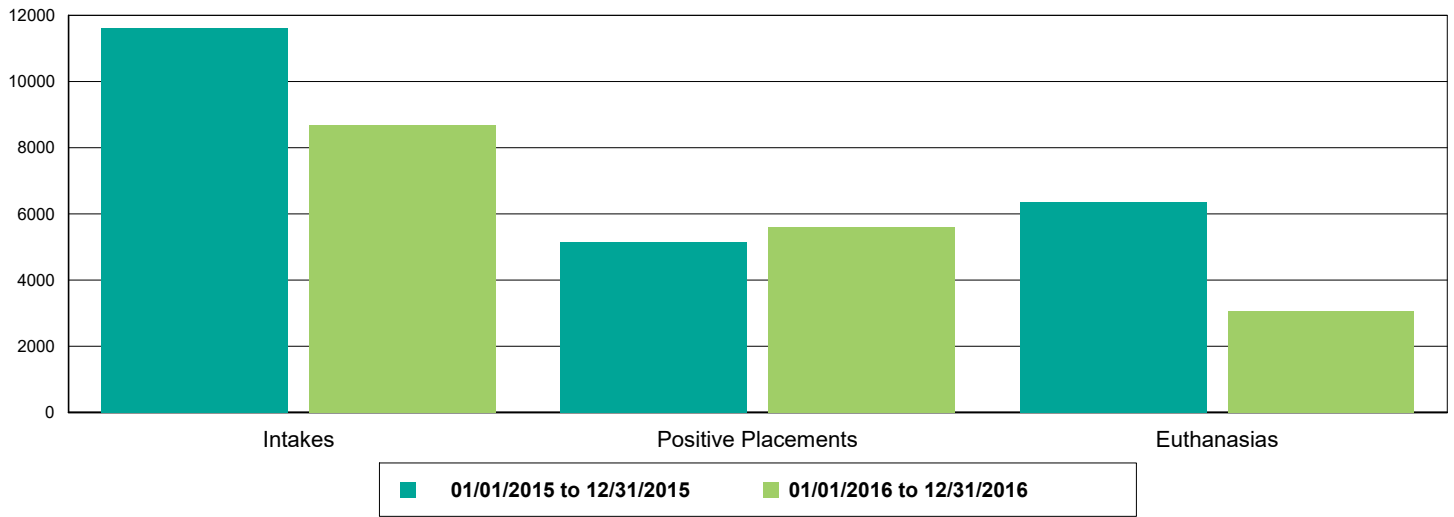
The Animal Foundation Dashboard



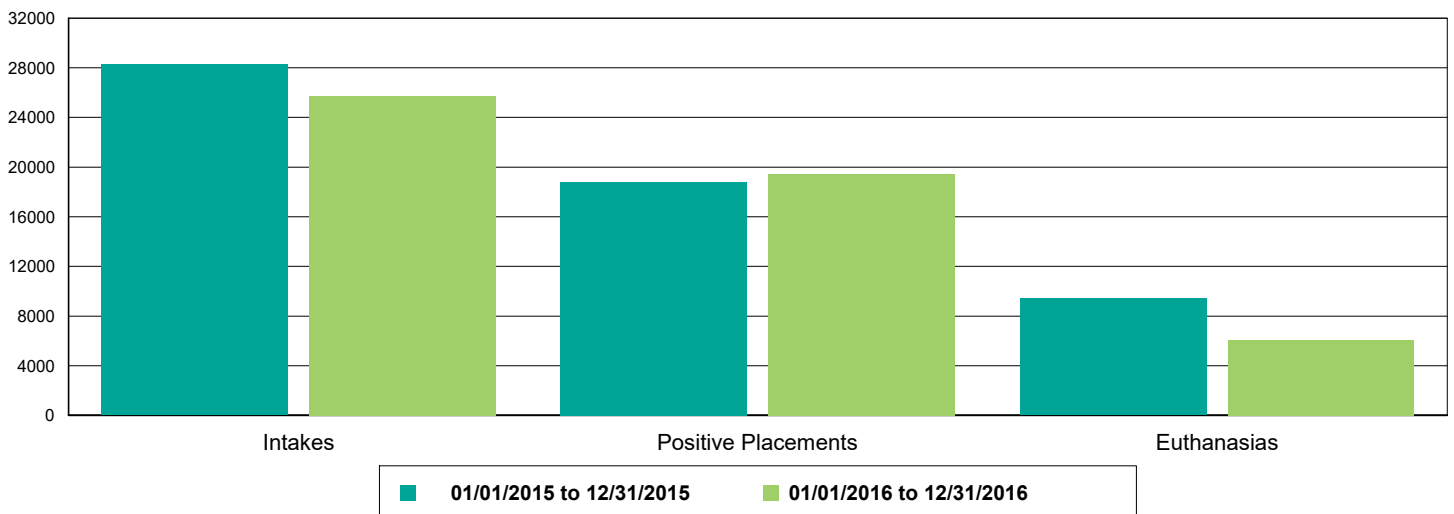
Dog Intakes, Positive Placements, and Euthanasias



Cat Intakes, Positive Placements, and Euthanasias



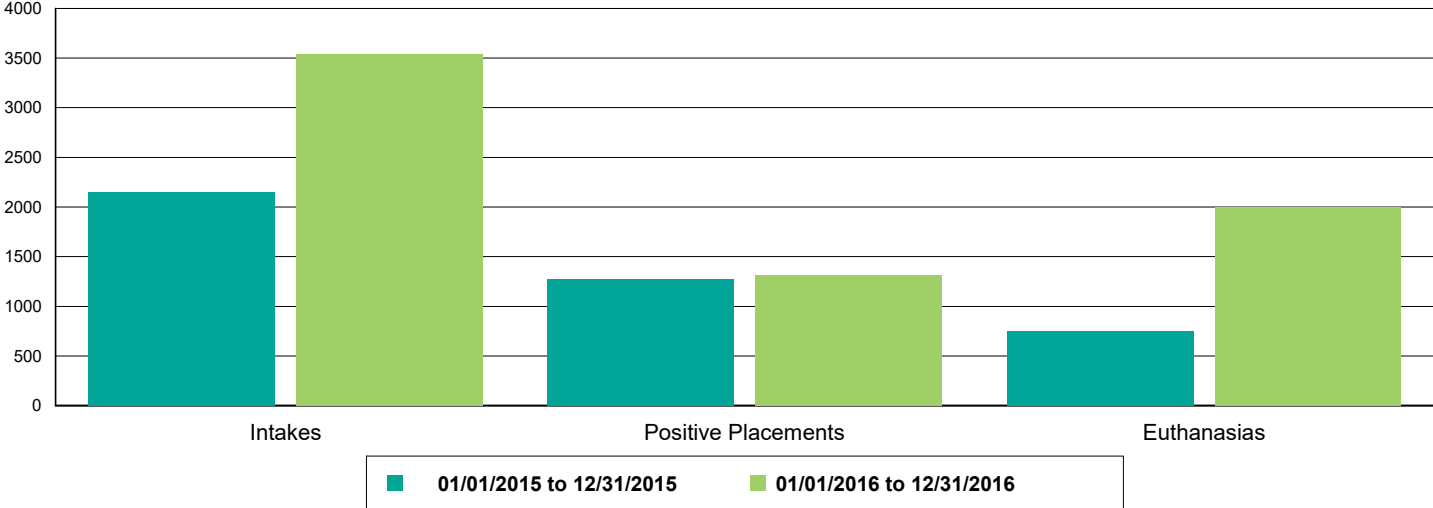
Dogs And Cats Intakes, Positive Placements, and Euthanasias



The Animal Foundation Dashboard



Other Intakes, Positive Placements, and Euthanasias



The Animal Foundation Dashboard



Live Release, Euthanasia, and Adoption Return Rates

01/01/15 to 12/31/15

01/01/16 to 12/31/16

Percent Change

All Jurisdictions

Total

<u>Live Release Rate</u>	65.73%	71.14%	8.23%
<u>Euthanasia Rate</u>	33.26%	27.77%	-16.49%
<u>Adoption Return Rate</u>	5.61%	6.25%	11.40%

Dogs

<u>Live Release Rate</u>	81.43%	81.64%	0.26%
<u>Euthanasia Rate</u>	18.18%	17.97%	-1.17%
<u>Adoption Return Rate</u>	7.26%	8.02%	10.50%

Young (<= 5 mo)

<u>Live Release Rate</u>	88.60%	84.35%	-4.79%
<u>Euthanasia Rate</u>	10.39%	14.39%	38.51%
<u>Adoption Return Rate</u>	3.52%	3.48%	-1.27%

Adult (>= 6 mo)

<u>Live Release Rate</u>	80.78%	81.40%	0.77%
<u>Euthanasia Rate</u>	18.88%	18.28%	-3.20%
<u>Adoption Return Rate</u>	7.78%	8.61%	10.58%

Cats

<u>Live Release Rate</u>	44.27%	64.00%	44.58%
<u>Euthanasia Rate</u>	54.62%	34.88%	-36.14%
<u>Adoption Return Rate</u>	3.30%	3.35%	1.45%

Young (<= 5 mo)

<u>Live Release Rate</u>	55.01%	62.68%	13.93%
<u>Euthanasia Rate</u>	42.52%	35.20%	-17.23%
<u>Adoption Return Rate</u>	1.94%	1.84%	-5.20%

Adult (>= 6 mo)

<u>Live Release Rate</u>	39.28%	64.80%	64.97%
<u>Euthanasia Rate</u>	60.23%	34.69%	-42.41%
<u>Adoption Return Rate</u>	4.79%	4.89%	2.06%

Others

<u>Live Release Rate</u>	59.38%	37.83%	-36.29%
<u>Euthanasia Rate</u>	35.29%	57.76%	63.64%
<u>Adoption Return Rate</u>	1.35%	1.48%	9.97%

Young (<= 5 mo)

<u>Live Release Rate</u>	55.21%	25.56%	-53.71%
<u>Euthanasia Rate</u>	30.73%	68.61%	123.28%
<u>Adoption Return Rate</u>	1.25%	1.14%	-9.09%

Adult (>= 6 mo)

<u>Live Release Rate</u>	59.79%	40.31%	-32.58%
<u>Euthanasia Rate</u>	35.74%	55.56%	55.45%
<u>Adoption Return Rate</u>	1.36%	1.52%	12.36%