

The Animal Foundation Dashboard



Intake Totals

	04/01/16 to 04/30/16	04/01/17 to 04/30/17	Percent Change
All Jurisdictions	2,858	6,049	111.65%
Dogs	1,415	1,306	-7.70%
<u>Picked up by Animal Control</u>	775	798	2.97%
<u>Stray Animals</u>	562	522	-7.12%
<u>Owner Surrenders</u>	55	59	7.27%
<u>Confiscations</u>	158	217	37.34%
Dropped off at The Animal Foundation	640	508	-20.63%
<u>Stray Animals</u>	419	411	-1.91%
<u>Owner Surrenders</u>	167	70	-58.08%
<u>Adoption Returns</u>	54	27	-50.00%
Cats	817	638	-21.91%
<u>Picked up by Animal Control</u>	370	310	-16.22%
<u>Stray Animals</u>	300	257	-14.33%
<u>Owner Surrenders</u>	15	8	-46.67%
<u>Confiscations</u>	55	45	-18.18%
Dropped off at The Animal Foundation	447	328	-26.62%
<u>Stray Animals</u>	347	272	-21.61%
<u>Owner Surrenders</u>	93	39	-58.06%
<u>Adoption Returns</u>	7	6	-14.29%
<u>Born at TAF</u>	0	11	1,100.00%
Others	626	4,105	555.75%
<u>Picked up by Animal Control</u>	509	4,057	697.05%
<u>Stray Animals</u>	82	72	-12.20%
<u>Owner Surrenders</u>	409	1	-99.76%
<u>Confiscations</u>	18	3,984	22,033.33%
Dropped off at The Animal Foundation	117	48	-58.97%
<u>Stray Animals</u>	30	38	26.67%
<u>Owner Surrenders</u>	18	1	-94.44%
<u>Adoption Returns</u>	0	1	100.00%
<u>Born at TAF</u>	69	8	-88.41%

The Animal Foundation Dashboard



Outcome Totals

	04/01/16 to 04/30/16	04/01/17 to 04/30/17	Percent Change
All Jurisdictions	2,663	6,022	126.14%
Dogs	1,522	1,372	-9.86%
Adoption	690	578	-16.23%
Died	1	3	200.00%
Euthanasia	270	145	-46.30%
Missing/Escaped	0	1	100.00%
Returned to Owner	361	419	16.07%
Transfer	200	226	13.00%
Cats	700	558	-20.29%
Adoption	176	127	-27.84%
Died	12	17	41.67%
Euthanasia	342	218	-36.26%
Missing/Escaped	0	1	100.00%
Returned to Owner	34	31	-8.82%
RTF	5	19	280.00%
SNR	76	60	-21.05%
Transfer	55	85	54.55%
Others	441	4,092	827.89%
Adoption	127	41	-67.72%
Died	16	4	-75.00%
Euthanasia	154	43	-72.08%
Missing/Escaped	2	1	-50.00%
Returned to Owner	2	3,991	199,450.00%
Transfer	140	12	-91.43%

The Animal Foundation Dashboard



Foster Statistics

04/01/16 to 04/30/16

04/01/17 to 04/30/17

Percent Change

All Jurisdictions

Total

Animals Sent to Foster	179	169	-5.59%
Animal Returned from Foster	110	148	34.55%
Foster Parents	64	56	-12.50%
Avg. Time in Foster	35	35	1.74%

Dogs

Animals Sent to Foster	22	42	90.91%
Animal Returned from Foster	73	80	9.59%
Foster Parents	18	21	16.67%
Avg. Time in Foster	39	39	-0.61%

Cats

Animals Sent to Foster	149	106	-28.86%
Animal Returned from Foster	32	64	100.00%
Foster Parents	43	31	-27.91%
Avg. Time in Foster	24	29	18.70%

Others

Animals Sent to Foster	8	21	162.50%
Animal Returned from Foster	5	4	-20.00%
Foster Parents	4	6	50.00%
Avg. Time in Foster	34	63	82.29%

The Animal Foundation Dashboard



Shelter Surgery Totals

	04/01/16 to 04/30/16	04/01/17 to 04/30/17	Percent Change
All Jurisdictions	948	943	-0.53%
Dogs	684	634	-7.89%
Spay/Neuter	645	613	-5.22%
Adoption	433	364	-18.96%
Transfer to Partner	91	102	10.78%
Returned to Owner	105	128	17.97%
Other Outcomes	16	19	15.79%
Other Surgery	39	21	-85.71%
Adoption	18	11	-63.64%
Transfer to Partner	6	3	-100.00%
Other Outcomes	15	7	-114.29%
Cats	227	298	23.83%
Spay/Neuter	224	297	24.58%
Adoption	108	79	-36.71%
Transfer to Partner	11	15	26.67%
Returned to Owner	5	5	0.00%
SNR	64	61	-4.92%
TNR	29	128	77.34%
Other Outcomes	7	9	22.22%
Other Surgery	3	1	-200.00%
Adoption	1	1	0.00%
SNR	1	0	-100.00%
Other Outcomes	1	0	-100.00%
Others	37	11	-236.36%
Spay/Neuter	37	11	-236.36%
Adoption	34	9	-277.78%
Other Outcomes	3	2	-50.00%

The Animal Foundation Dashboard



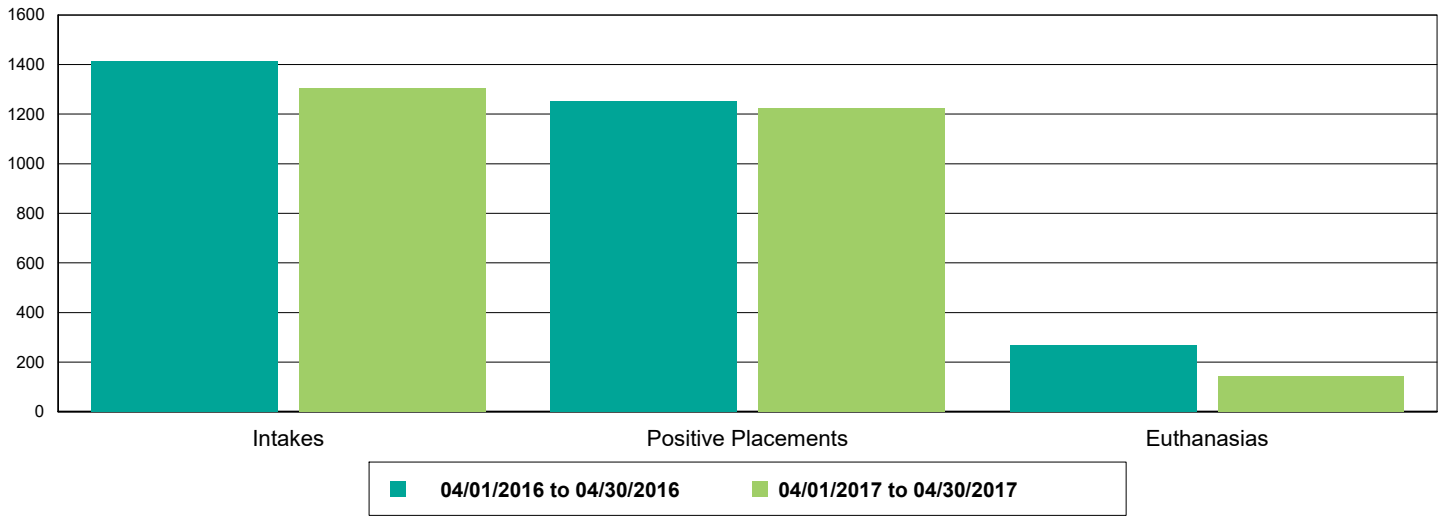
Public Services

	04/01/16 to 04/30/16	04/01/17 to 04/30/17	Percent Change
Dogs	1,572	1,607	2.23%
Owner Requested Euthanasia	135	160	18.52%
Public S/N Clinic - Microchips Implanted	92	92	0.00%
Public S/N Clinic - Surgeries	241	194	-19.50%
Public S/N Clinic - Animals Vaccinated	127	129	1.57%
Bordetella	115	128	11.30%
DAPPv	105	122	16.19%
Deworming	7	16	128.57%
Rabies	99	111	12.12%
Vaccine Clinic - Microchips Implanted	102	108	5.88%
Vaccine Clinic - Animals Vaccinated	1,194	1,251	4.77%
Bordetella	953	953	0.00%
DAPPv	1,059	1,124	6.14%
Deworming	536	590	10.07%
K9 H3N8	6	0	-100.00%
Parvo	84	0	-100.00%
Rabies	649	711	9.55%
Cats	186	221	18.82%
Owner Requested Euthanasia	38	56	47.37%
Public S/N Clinic - Feline Testing - Cats Tested	1	1	0.00%
Public S/N Clinic - Microchips Implanted	32	39	21.88%
Public S/N Clinic - Surgeries	76	82	7.89%
Public S/N Clinic - Animals Vaccinated	67	67	0.00%
Deworming	1	13	1,200.00%
FeLV	35	22	-37.14%
FRCPC	0	65	6,500.00%
FVRCP	64	0	-100.00%
Rabies	62	62	0.00%
Vaccine Clinic - Microchips Implanted	12	5	-58.33%
Vaccine Clinic - Animals Vaccinated	71	84	18.31%
Deworming	13	16	23.08%
FeLV	32	35	9.38%
FRCPC	53	70	32.08%
Rabies	48	59	22.92%
Others	5	3	-40.00%
Owner Requested Euthanasia	5	3	-40.00%

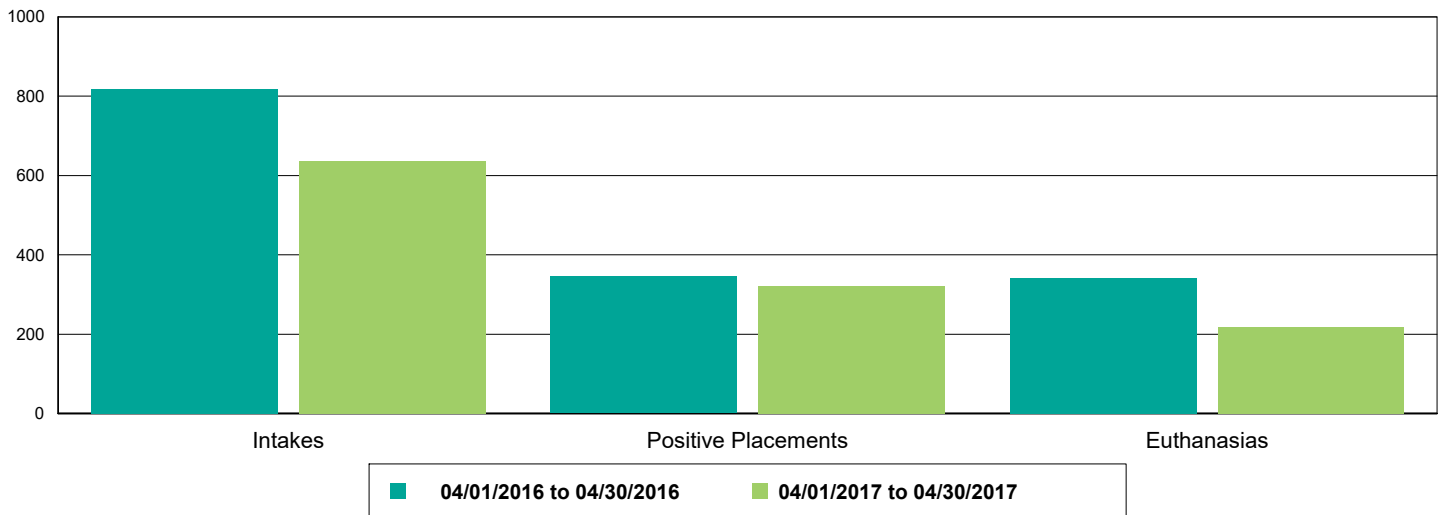
The Animal Foundation Dashboard



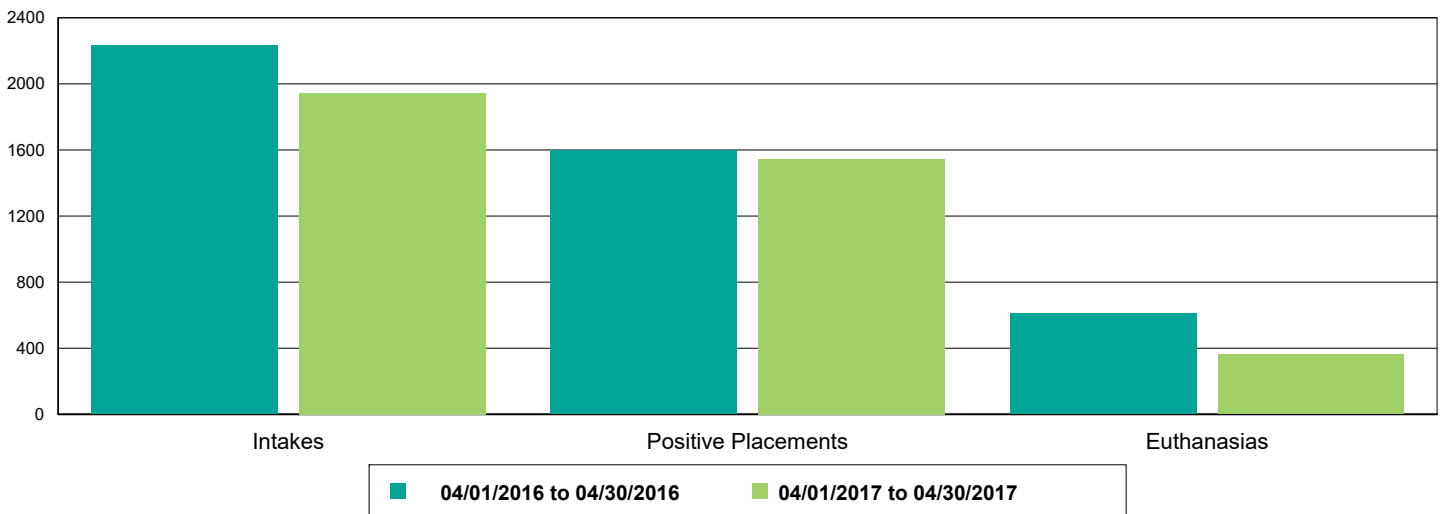
Dog Intakes, Positive Placements, and Euthanasias



Cat Intakes, Positive Placements, and Euthanasias



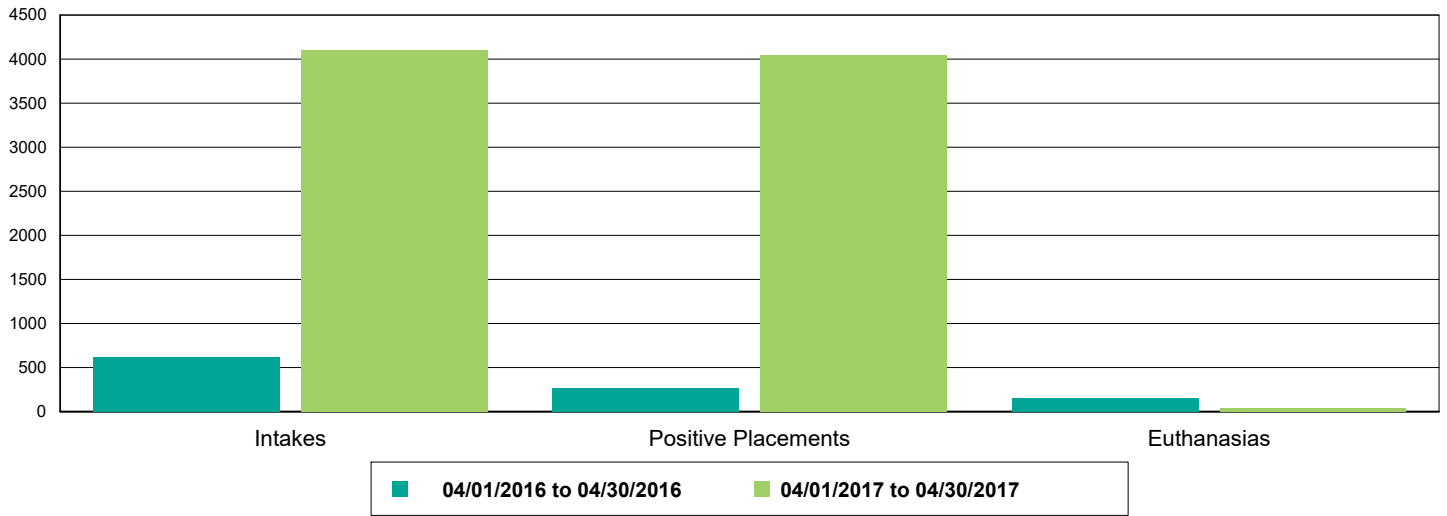
Dogs And Cats Intakes, Positive Placements, and Euthanasias



The Animal Foundation Dashboard



Other Intakes, Positive Placements, and Euthanasias



The Animal Foundation Dashboard



Live Release, Euthanasia, and Adoption Return Rates

04/01/16 to 04/30/16

04/01/17 to 04/30/17

Percent Change

All Jurisdictions

Total

Live Release Rate	70.07%	92.81%	32.45%
Euthanasia Rate	28.76%	6.74%	-76.56%
Adoption Return Rate	6.14%	4.56%	-25.81%

Dogs

Live Release Rate	82.19%	89.14%	8.45%
Euthanasia Rate	17.74%	10.57%	-40.42%
Adoption Return Rate	7.83%	4.67%	-40.31%

Young (<= 5 mo)

Live Release Rate	79.53%	85.29%	7.25%
Euthanasia Rate	20.47%	12.75%	-37.75%
Adoption Return Rate	3.85%	1.61%	-58.06%

Adult (>= 6 mo)

Live Release Rate	82.44%	89.45%	8.51%
Euthanasia Rate	17.49%	10.39%	-40.58%
Adoption Return Rate	8.33%	5.04%	-39.53%

Cats

Live Release Rate	49.43%	57.71%	16.75%
Euthanasia Rate	48.86%	39.07%	-20.04%
Adoption Return Rate	3.98%	4.72%	18.79%

Young (<= 5 mo)

Live Release Rate	28.51%	47.96%	68.19%
Euthanasia Rate	67.07%	44.90%	-33.06%
Adoption Return Rate	2.33%	1.85%	-20.37%

Adult (>= 6 mo)

Live Release Rate	60.98%	62.98%	3.29%
Euthanasia Rate	38.80%	35.91%	-7.45%
Adoption Return Rate	4.51%	6.85%	51.83%

Others

Live Release Rate	61.00%	98.83%	62.02%
Euthanasia Rate	34.92%	1.05%	-96.99%
Adoption Return Rate	0.00%	2.44%	243.90%

Young (<= 5 mo)

Live Release Rate	65.96%	40.00%	-39.35%
Euthanasia Rate	29.79%	50.00%	67.86%
Adoption Return Rate	0.00%	0.00%	0.00%

Adult (>= 6 mo)

Live Release Rate	60.41%	98.97%	63.84%
Euthanasia Rate	35.53%	0.93%	-97.38%
Adoption Return Rate	0.00%	2.56%	256.41%