

The Animal Foundation Dashboard



Intake Totals

	01/01/14 to 12/31/14	01/01/15 to 12/31/15	Percent Change
All Jurisdictions	33,990	30,401	-10.56%
Dogs	18,508	16,628	-10.16%
Picked up by Animal Control	10,101	9,211	-8.81%
Stray Animals	7,255	6,636	-8.53%
Owner Surrenders	647	665	2.78%
Confiscations	2,199	1,910	-13.14%
Dropped off at The Animal Foundation	8,407	7,417	-11.78%
Stray Animals	5,193	4,726	-8.99%
Owner Surrenders	2,588	2,085	-19.44%
Adoption Returns	505	552	9.31%
Born at TAF	121	54	-55.37%
Cats	12,945	11,622	-10.22%
Picked up by Animal Control	7,749	7,067	-8.80%
Stray Animals	6,634	5,843	-11.92%
Owner Surrenders	479	420	-12.32%
Confiscations	636	804	26.42%
Dropped off at The Animal Foundation	5,196	4,555	-12.34%
Stray Animals	3,836	3,417	-10.92%
Owner Surrenders	1,100	916	-16.73%
Adoption Returns	137	121	-11.68%
Born at TAF	123	101	-17.89%
Others	2,537	2,151	-15.21%
Picked up by Animal Control	1,569	1,509	-3.82%
Stray Animals	807	716	-11.28%
Owner Surrenders	106	228	115.09%
Confiscations	656	564	-14.02%
Born at TAF	0	1	100.00%
Dropped off at The Animal Foundation	968	642	-33.68%
Stray Animals	565	412	-27.08%
Owner Surrenders	260	173	-33.46%
Adoption Returns	23	13	-43.48%
Born at TAF	120	44	-63.33%

The Animal Foundation Dashboard



Outcome Totals

	01/01/14 to 12/31/14	01/01/15 to 12/31/15	Percent Change
All Jurisdictions	34,221	30,532	-10.78%
Dogs	18,589	16,766	-9.81%
Adoption	7,620	7,604	-0.21%
Died	74	52	-29.73%
Euthanasia	4,722	3,049	-35.43%
Missing/Escaped	15	11	-26.67%
Returned to Owner	4,096	4,047	-1.20%
Transfer	2,062	2,003	-2.86%
Cats	12,999	11,624	-10.58%
Adoption	3,685	3,663	-0.60%
Died	107	111	3.74%
Euthanasia	8,430	6,358	-24.58%
Missing/Escaped	13	9	-30.77%
Returned to Owner	488	530	8.61%
RTF	0	251	25,100.00%
SNR	0	380	38,000.00%
Transfer	276	322	16.67%
Others	2,633	2,142	-18.65%
Adoption	1,015	965	-4.93%
Died	124	94	-24.19%
Euthanasia	676	756	11.83%
Missing/Escaped	23	20	-13.04%
Returned to Owner	481	81	-83.16%
RTF	0	3	300.00%
Transfer	314	223	-28.98%

The Animal Foundation Dashboard



Foster Statistics

01/01/14 to 12/31/14

01/01/15 to 12/31/15

Percent Change

All Jurisdictions

Total

Animals Sent to Foster	1,928	1,573	-18.41%
Animal Returned from Foster	2,005	1,599	-20.25%
Foster Parents	474	421	-11.18%
Avg. Time in Foster	44	34	-23.59%

Dogs

Animals Sent to Foster	646	455	-29.57%
Animal Returned from Foster	695	470	-32.37%
Foster Parents	224	203	-9.38%
Avg. Time in Foster	51	36	-29.09%

Cats

Animals Sent to Foster	1,198	1,044	-12.85%
Animal Returned from Foster	1,223	1,041	-14.88%
Foster Parents	280	241	-13.93%
Avg. Time in Foster	37	32	-14.93%

Others

Animals Sent to Foster	84	74	-11.90%
Animal Returned from Foster	87	88	1.15%
Foster Parents	26	24	-7.69%
Avg. Time in Foster	81	42	-48.86%

The Animal Foundation Dashboard



Shelter Surgery Totals

	01/01/14 to 12/31/14	01/01/15 to 12/31/15	Percent Change
All Jurisdictions	11,895	12,216	2.63%
Dogs	8,769	8,446	-3.82%
Spay/Neuter	8,593	8,184	-5.00%
Adoption	5,712	5,611	-1.80%
Transfer to Partner	1,307	1,021	-28.01%
Returned to Owner	1,366	1,315	-3.88%
Other Outcomes	208	237	12.24%
Other Surgery	176	262	32.82%
Adoption	110	153	28.10%
Transfer to Partner	34	32	-6.25%
Returned to Owner	4	11	63.64%
Other Outcomes	28	66	57.58%
Cats	2,911	3,497	16.76%
Spay/Neuter	2,897	3,453	16.10%
Adoption	2,485	2,752	9.70%
Transfer to Partner	149	103	-44.66%
Returned to Owner	61	78	21.79%
SNR	0	336	100.00%
TNR	0	19	100.00%
Other Outcomes	202	165	-22.42%
Other Surgery	14	44	68.18%
Adoption	5	21	76.19%
Transfer to Partner	2	1	-100.00%
SNR	0	1	100.00%
Other Outcomes	7	21	66.67%
Others	215	273	21.25%
Spay/Neuter	214	271	21.03%
Adoption	191	242	21.07%
Transfer to Partner	22	20	-10.00%
Other Outcomes	1	9	88.89%
Other Surgery	1	2	50.00%
Adoption	1	1	0.00%
Other Outcomes	0	1	100.00%

The Animal Foundation Dashboard



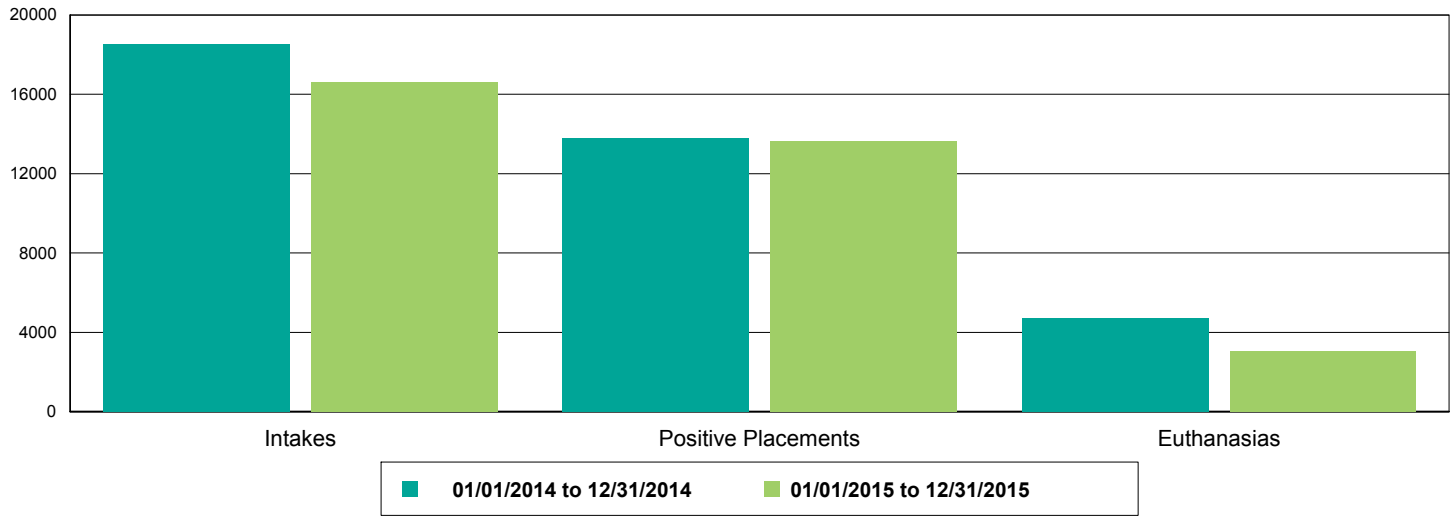
Public Services

	01/01/14 to 12/31/14	01/01/15 to 12/31/15	Percent Change
Dogs	14,947	14,756	-1.28%
Owner Requested Euthanasia	1,450	1,602	10.48%
Public S/N Clinic - Microchips Implanted	1,013	741	-26.85%
Public S/N Clinic - Surgeries	2,527	2,089	-17.33%
Public S/N Clinic - Animals Vaccinated	1,642	1,355	-17.48%
Bordetella	1,572	1,278	-18.70%
DAPPv	1,364	1,248	-8.50%
Deworming	447	140	-68.68%
K9 H3N8	23	17	-26.09%
Rabies	1,101	991	-9.99%
Vaccine Clinic - Microchips Implanted	2,226	1,537	-30.95%
Vaccine Clinic - Animals Vaccinated	10,840	11,451	5.64%
Bordetella	10,070	10,889	8.13%
DAPPv	11,389	12,215	7.25%
Deworming	4,712	5,931	25.87%
K9 H3N8	169	157	-7.10%
Parvo	678	904	33.33%
Rabies	7,412	7,530	1.59%
Cats	2,513	2,233	-11.14%
Owner Requested Euthanasia	475	492	3.58%
Public S/N Clinic - Feline Testing - Cats Tested	18	22	22.22%
Public S/N Clinic - Microchips Implanted	253	231	-8.70%
Public S/N Clinic - Surgeries	810	630	-22.22%
Public S/N Clinic - Animals Vaccinated	685	553	-19.27%
Deworming	86	50	-41.86%
FeLV	404	244	-39.60%
FVRCP	663	541	-18.40%
Rabies	618	486	-21.36%
Vaccine Clinic - Microchips Implanted	366	212	-42.08%
Vaccine Clinic - Animals Vaccinated	1,096	1,121	2.28%
Deworming	273	346	26.74%
FeLV	480	431	-10.21%
FRCPC	1,039	1,123	8.08%
Rabies	793	761	-4.04%
Others	29	32	10.34%
Owner Requested Euthanasia	27	32	18.52%
Public S/N Clinic - Microchips Implanted	1	1	0.00%
Vaccine Clinic - Animals Vaccinated	1	1	0.00%
Rabies	1	0	-100.00%

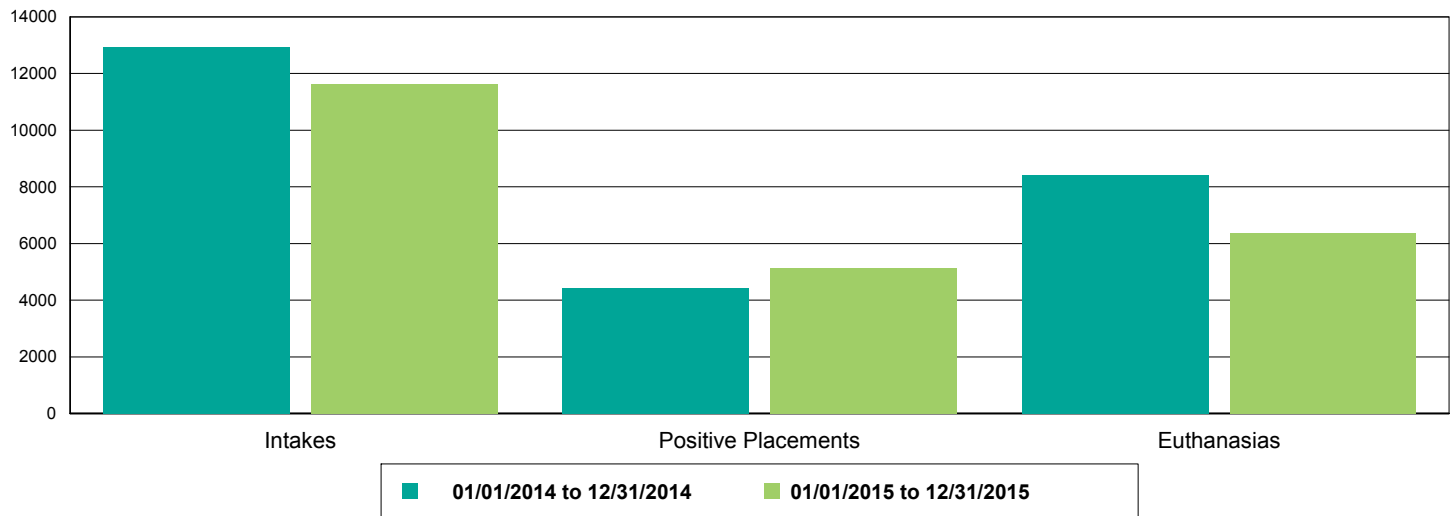
The Animal Foundation Dashboard



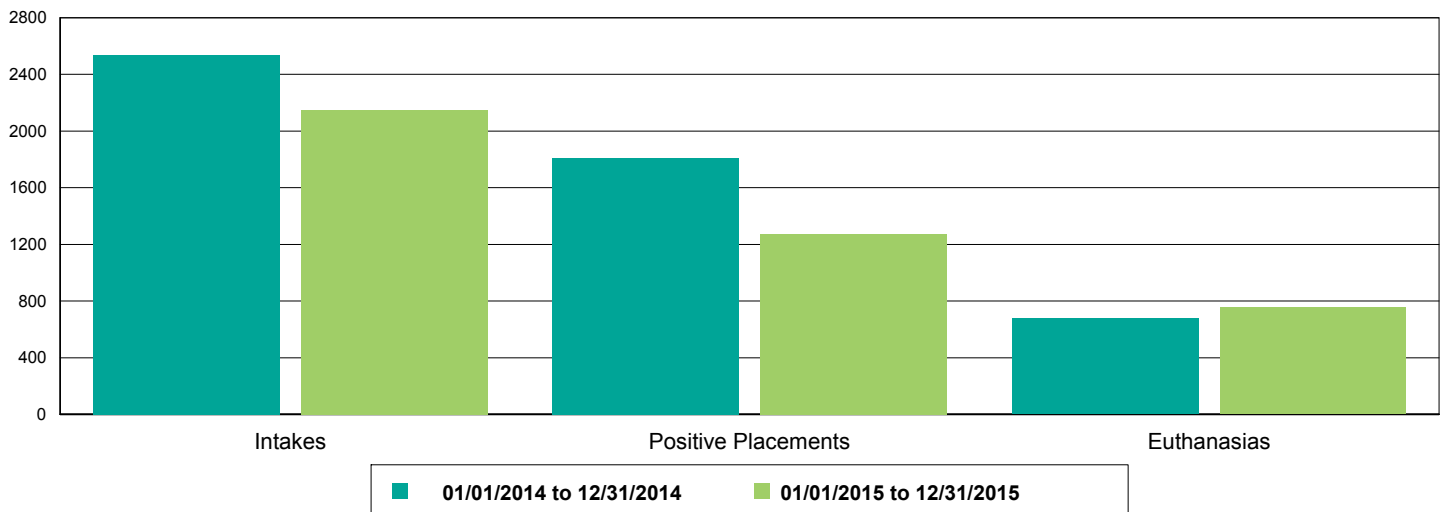
Dog Intakes, Positive Placements, and Euthanasias



Cat Intakes, Positive Placements, and Euthanasias



Other Intakes, Positive Placements, and Euthanasias



The Animal Foundation Dashboard



Live Release, Euthanasia, and Adoption Return Rates

01/01/14 to 12/31/14

01/01/15 to 12/31/15

Percent Change

All Jurisdictions

Total

Live Release Rate	58.54%	65.74%	12.30%
Euthanasia Rate	40.42%	33.29%	-17.64%
Adoption Return Rate	5.40%	5.61%	3.84%

Dogs

Live Release Rate	74.11%	81.44%	9.88%
Euthanasia Rate	25.41%	18.19%	-28.42%
Adoption Return Rate	6.63%	7.26%	9.44%

Young (<= 5 mo)

Live Release Rate	84.87%	88.57%	4.35%
Euthanasia Rate	13.15%	10.49%	-20.24%
Adoption Return Rate	4.11%	3.43%	-16.67%

Adult (>= 6 mo)

Live Release Rate	72.80%	80.80%	11.00%
Euthanasia Rate	26.91%	18.88%	-29.85%
Adoption Return Rate	7.18%	7.79%	8.54%

Cats

Live Release Rate	34.22%	44.27%	29.39%
Euthanasia Rate	64.86%	54.70%	-15.67%
Adoption Return Rate	3.72%	3.30%	-11.15%

Young (<= 5 mo)

Live Release Rate	49.68%	54.99%	10.70%
Euthanasia Rate	48.26%	42.67%	-11.59%
Adoption Return Rate	1.92%	1.94%	0.83%

Adult (>= 6 mo)

Live Release Rate	26.89%	39.31%	46.17%
Euthanasia Rate	72.72%	60.26%	-17.13%
Adoption Return Rate	5.80%	4.79%	-17.38%

Others

Live Release Rate	68.74%	59.38%	-13.61%
Euthanasia Rate	25.67%	35.29%	37.47%
Adoption Return Rate	2.27%	1.35%	-40.55%

Young (<= 5 mo)

Live Release Rate	49.04%	54.74%	11.62%
Euthanasia Rate	24.52%	31.05%	26.65%
Adoption Return Rate	2.25%	1.28%	-42.95%

Adult (>= 6 mo)

Live Release Rate	70.43%	59.84%	-15.05%
Euthanasia Rate	25.77%	35.71%	38.54%
Adoption Return Rate	2.27%	1.35%	-40.34%