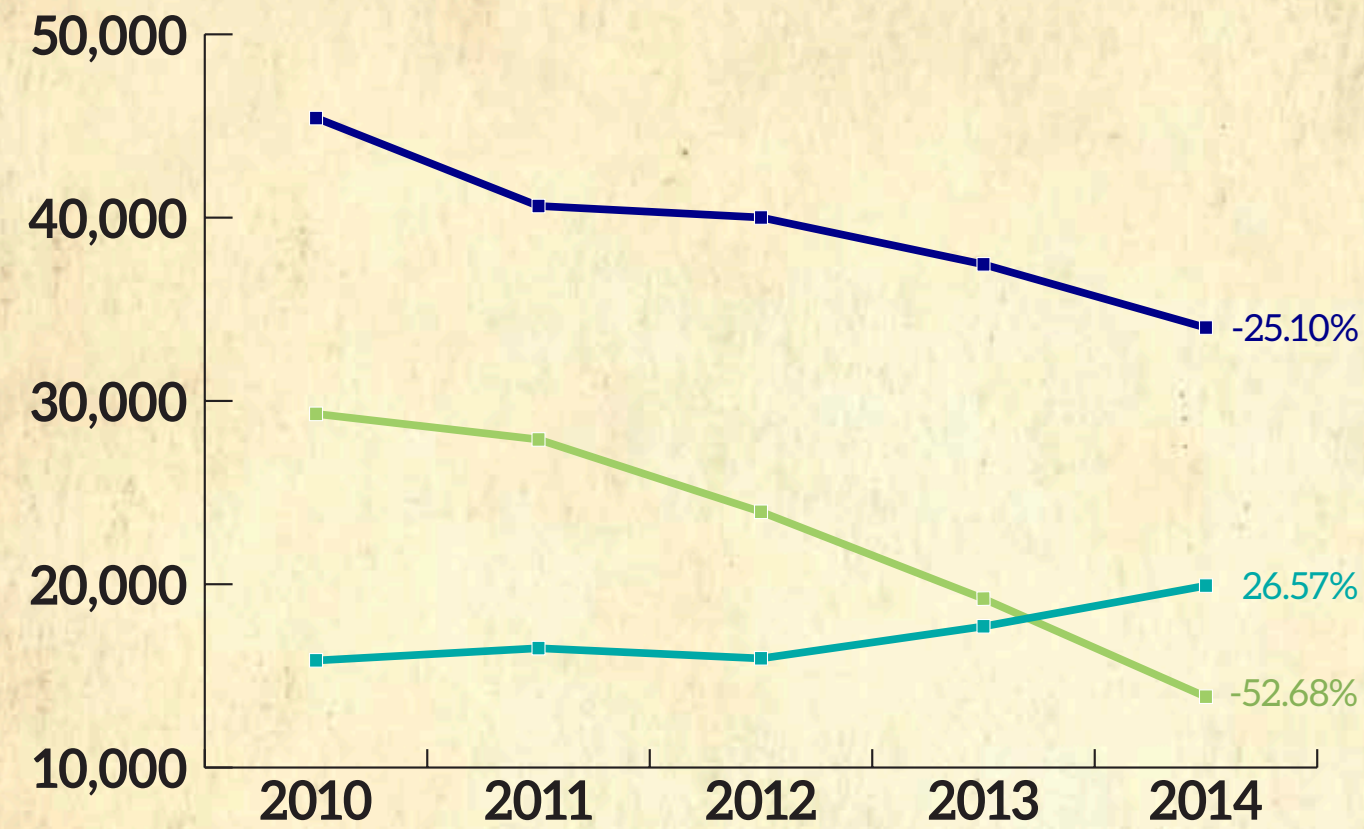


5 Year Life-Saving Trend

All Animals



INTAKE POSITIVE PLACEMENT EUTHANASIA

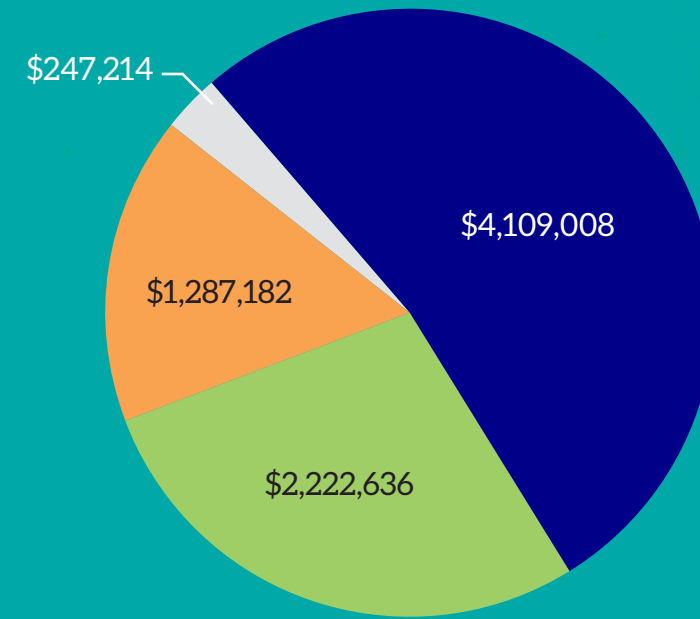
YEAR	INTAKE	POSITIVE PLACEMENT	EUTHANASIA
2010	45,367	15,834	29,225
2011	44,540	16,478	27,858
2012	39,975	15,967	23,928
2013	37,433	17,771	19,190
2014	33,982	20,041	13,828
% Change	-25.10%	26.57%	-52.68%

Financial Report

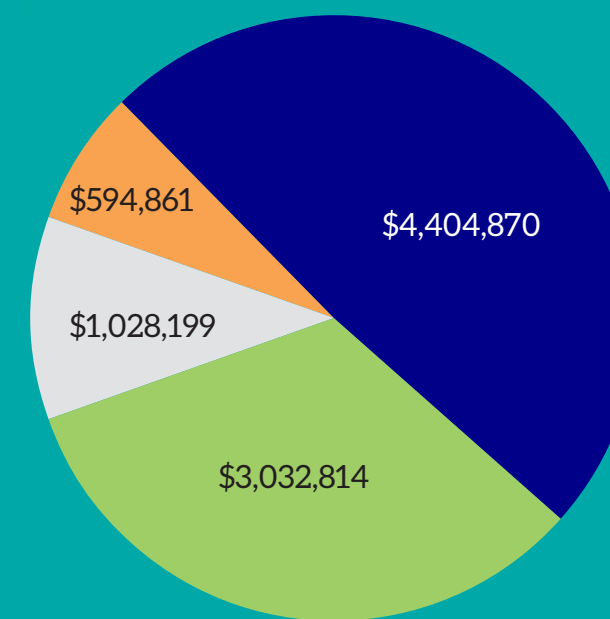
2014

REVENUE: \$7,866,040

EXPENSES: \$9,060,744

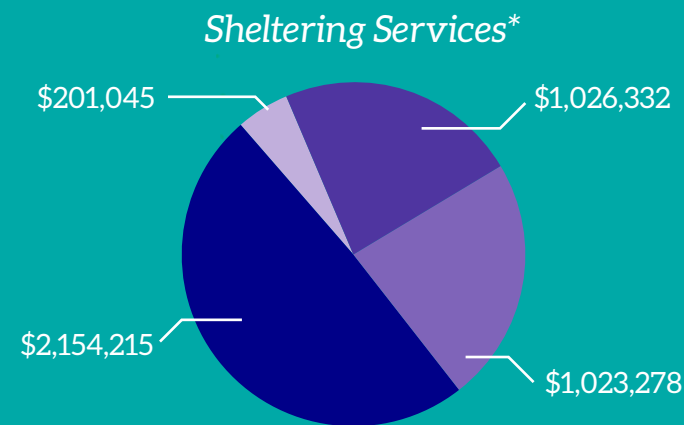


Contract Revenue (52%)
Program Revenue (28%)
Contributions & Fundraising (16%)
Other (3%)

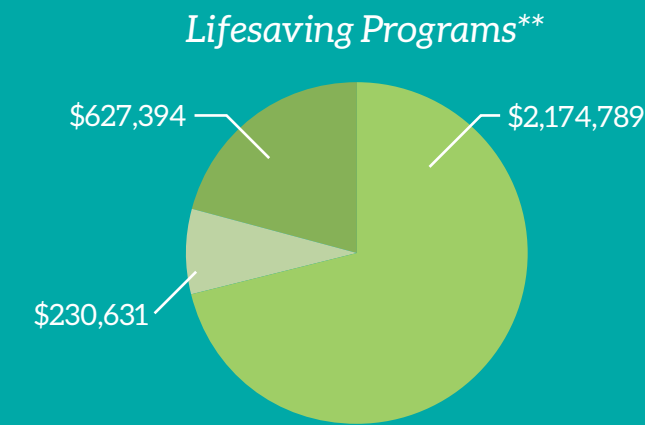


Sheltering Services* (49%)
Lifesaving Programs** (33%)
Management & General (11%)
Fundraising (7%)

Expense Detail



Medical Care (49%)
Animal Care (23%)
Lost & Found (23%)
Behavior Evaluation (5%)



Adoption, Foster, & Placement Programs (72%)
Low-Cost Clinic Services (21%)
Animal Care & Medical Treatment (8%)

PAWSITIVELY 2014

THE YEAR IN REVIEW · 2014 ANNUAL REPORT



Me-wow! What a Year (or five)!

2014 was a monumental year for Southern Nevada's homeless pets -- and the fifth consecutive year of positive trends for the pets in our care.

Over the past half decade, by maintaining focus on strategic, life-saving programs and services, we've been able to decrease the number of lost and abandoned pets entering our care, increase the number of animal lives saved, and reduce the number of animals humanely euthanized. As you can see, the trends are encouraging, and something our community and our supporters can be proud of.

Since 2010:

- Intakes have decreased by 25.10%;
- Positive placements have increased by 26.57%, and;
- The number of animals humanely euthanized has decreased by 52.68%.

These five year trends are incredible and should be celebrated, and so should 2014's achievements. In 2014, we saw record-breaking adoption numbers, emptying our adoption areas time and time again. We also enhanced our efforts to reduce the number of pets impounded through our Pets for Life program, a community outreach initiative that provides members of underserved communities with the free veterinary resources and pet supplies they need to keep their pets in their homes and out of shelters like ours. And that's not all!

We hope you'll take a moment to browse this report to learn about our path to lifesaving and celebrate the progress we have made -- with your help -- in addressing homeless pet challenges in our community.

The progress we've achieved -- and the thousands of lives we've saved -- have all been possible thanks to your support.



The Path to Saving More Lives

In 2014, 20,041 lives were saved through our positive placement programs.

Follow the path below to see how it was done, and how you helped!

